



Agustinus Purna Irawan <agustinus@untar.ac.id>

Trs: Fwd: Your Email Message Received

1 message

Tri Suyono <tri_suyono78@yahoo.com>
Reply-To: Tri Suyono <tri_suyono78@yahoo.com>
To: Agustinus Purna Irawan <agustinus@untar.ac.id>

Fri, Apr 16, 2021 at 7:05 PM

Dikirim dari Yahoo Mail di Android

----- Pesan yang Diteruskan -----

Dari: "Ahmad Fudholi" <a.fudholi@gmail.com>
Kepada: "tri_suyono78" <tri_suyono78@yahoo.com>
Cc:
Terkirim: Rab, 20 Nov 2019 pada 15:23
Judul: Fwd: Your Email Message Received

----- Forwarded message -----

From: **Publishing Editor** <arpn@arpnjournals.com>
Date: Wed, Nov 20, 2019 at 2:04 PM
Subject: Your Email Message Received
To: Ahmad Fudholi <a.fudholi@gmail.com>

Dear Sir/Madam,

We have received your email. Thank you very much for taking interest in ARPN Journals. Shortly you will get a reply (if needed).

Please note this is a computer generated email.

Regards

Publishing Editor
<http://www.arpnjournals.com>
Email: arpn@arpnjournals.com

--

Dr. AHMAD FUDHOLI
Senior Lecturer - Solar Energy Research Institute (SERI-UKM)
Tel: 0169554267

Scopus
Linked in
ResearchGate
Google Scholar
ORCID 0000-0002-9528-7344
Web of Science ResearcherID AAA-9003-2019
<https://publons.com/researcher/3154499/ahmad-fudholi/>



Agustinus Purna Irawan <agustinus@untar.ac.id>

Trs: Re: Submit Manuscript

2 messages

Tri Suyono <tri_suyono78@yahoo.com>
Reply-To: Tri Suyono <tri_suyono78@yahoo.com>
To: Agustinus Purna Irawan <agustinus@untar.ac.id>

Fri, Apr 16, 2021 at 7:06 PM

Dikirim dari Yahoo Mail di Android

----- Pesan yang Diteruskan -----

Dari: "Ahmad Fudholi" <a.fudholi@gmail.com>
Kepada: "ARPN" <arn@arnjournals.com>
Cc: "tri_suyono78" <tri_suyono78@yahoo.com>
Terkirim: Kam, 5 Des 2019 pada 8:54
Judul: Re: Submit Manuscript

Dear Editor ARPN Engineering and Applied Science,
Attached payment for a research manuscript entitled "COMPARATION BETWEEN SUSPENDED OR SEABED PIPELINE INSTALLATION FOR INTER ISLAND FRESH WATER SYSTEM " by Tri Suyono, Agustinus Purna Irawan, Wati Asriningsih Pranoto, and Ahmad Fudholi.
Thanks

On Wed, Dec 4, 2019 at 3:37 PM ARPN <arn@arnjournals.com> wrote:

Dear Author,

We have received your paper. Thank you very much.

2. We charge US\$150.00 or £125.00 GBP as Article Processing Charge-APC. We do not charge Publication Fee. **It's Free.** Please try to pay via FastSpring Payment System. Please note that any person anywhere in the world can pay for you. Please click on the link below or copy and paste the following link in to your browser:

<http://www.arnjournals.com/payment.htm>

You will get a new page containing information on how to pay to ARPN Journals via a Secured Credit Card, Debit Card or PayPal Payment System.

With best wishes and regards.

Sincerely yours

Publishing Editor

ARPN Journals

URL: <http://www.arnjournals.com>

E-Mail: arpn@arpnjournals.com

Please include all previous correspondence when replying to this email.

From: Ahmad Fudholi [mailto:a.fudholi@gmail.com]

Sent: Wednesday, November 20, 2019 11:03 AM

To: ARPN <arpn@arpnjournals.com>

Cc: tri_suyono78 <tri_suyono78@yahoo.com>

Subject: Submit Manuscript

Dear Editor-in-Chief of ARPN of Engineering and Applied Sciences

Dear Professor,

I wish to submit a research manuscript entitled "COMPARATION BETWEEN SUSPENDED OR SEABED PIPELINE INSTALLATION FOR INTER ISLAND FRESH WATER SYSTEM " by Tri Suyono, Agustinus Purna Irawan, Wati Asriningsih Pranoto, and Ahmad Fudholi.

I hereby affirm that the content of this manuscript has not been published in a refereed journal, and it is not being submitted for publication elsewhere.

Thank you very much and I shall wait for your kind response.

Best regards,

--

Dr. AHMAD FUDHOLI

Senior Lecturer - Solar Energy Research Institute (SERI-UKM)

Tel: 0169554267

- Scopus
- Linked in
- ResearchGate
- Google Scholar
- ORCID 0000-0002-9528-7344
- Web of Science ResearcherID □ AAA-9003-2019
- <https://publons.com/researcher/3154499/ahmad-fudholi/>

--

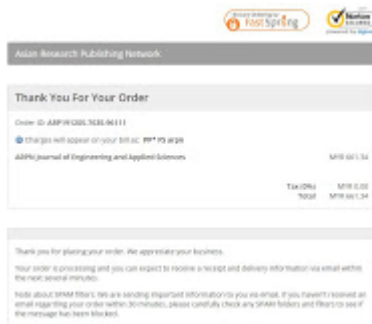
Dr. AHMAD FUDHOLI

Senior Lecturer - Solar Energy Research Institute (SERI-UKM)

Tel: 0169554267

Scopus
 Linked in
 ResearchGate
 Google Scholar
 ORCID 0000-0002-9528-7344
 Web of Science ResearcherID AAA-9003-2019
<https://publons.com/researcher/3154499/ahmad-fudholi/>

2 attachments



Payment ARPJ Tri Suyono.JPG
68K



Transaction details - PayPal, ARPJ Tri Suyono.pdf
129K

Tri Suyono <tri_suyono78@yahoo.com>
 Reply-To: Tri Suyono <tri_suyono78@yahoo.com>
 To: Agustinus Purna Irawan <agustinus@untar.ac.id>

Sat, Apr 17, 2021 at 8:57 AM

Dikirim dari Yahoo Mail di Android

----- Pesan yang Diteruskan -----
Dari: "Ahmad Fudholi" <a.fudholi@gmail.com>
Kepada: "tri_suyono78" <tri_suyono78@yahoo.com>
Cc:
Terkirim: Sab, 17 Apr 2021 pada 8:50
Judul: Fwd: Submit Manuscript

----- Forwarded message -----
From: ARPJ <arjn@arjnjournal.com>
Date: Tue, 17 Mar 2020, 23:17
Subject: RE: Submit Manuscript
To: Ahmad Fudholi <a.fudholi@gmail.com>

Dear Author,

Would you please send us the author's affiliation (Department, Faculty, University, Country).

[Quoted text hidden]



Agustinus Purna Irawan <agustinus@untar.ac.id>

Trs: RE: Balas: RE: Dokumen dari Tri Suyono

1 message

Tri Suyono <tri_suyono78@yahoo.com>
Reply-To: Tri Suyono <tri_suyono78@yahoo.com>
To: Agustinus Purna Irawan <agustinus@untar.ac.id>

Fri, Apr 16, 2021 at 7:08 PM

Dikirim dari Yahoo Mail di Android

----- Pesan yang Diteruskan -----

Dari: "sectioneditor@arpnjournals.com" <sectioneditor@arpnjournals.com>**Kepada:** "tri_suyono78@yahoo.com" <tri_suyono78@yahoo.com>**Cc:****Terkirim:** Sen, 20 Apr 2020 pada 14:44**Judul:** RE: Balas: RE: Dokumen dari Tri Suyono

Sure Sir.

From: Tri Suyono [mailto:tri_suyono78@yahoo.com]
Sent: Monday, 20 April 2020 12:43 PM
To: sectioneditor@arpnjournals.com
Subject: Balas: RE: Dokumen dari Tri Suyono

Dear Editor,

Please check my last email, 11 april, because that is what I have revised to be published.

Thank You

Pada Sen, 20 Apr 2020 pada 14:16, sectioneditor@arpnjournals.com

<sectioneditor@arpnjournals.com> menulis:

Thanks Sir

From: Tri Suyono [mailto:tri_suyono78@yahoo.com]
Sent: Friday, 10 April 2020 4:25 AM
To: sectioneditor@arpnjournals.com
Subject: Dokumen dari Tri Suyono

Dear Editor,

4/19/2021

Tarumanagara University Mail - Trs: RE: Balas: RE: Dokumen dari Tri Suyono

I sent a paper (jeas_0420_8173_1), to be published in the journal arpn.

Thank You



Agustinus Purna Irawan <agustinus@untar.ac.id>

Trs: Final Paper Tri Suyono

1 message

Tri Suyono <tri_suyono78@yahoo.com>
Reply-To: Tri Suyono <tri_suyono78@yahoo.com>
To: Agustinus Purna Irawan <agustinus@untar.ac.id>

Fri, Apr 16, 2021 at 7:07 PM

Dikirim dari Yahoo Mail di Android

----- Pesan yang Diteruskan -----

Dari: "Tri Suyono" <tri_suyono78@yahoo.com>**Kepada:** "sectioneditor@arpnjournals.com" <sectioneditor@arpnjournals.com>**Cc:****Terkirim:** Sab, 11 Apr 2020 pada 22:12**Judul:** Final Paper Tri Suyono

Dear editor,

I sent the final paper FINAL (fix)_jeas_0420_8173-1.doc and is ready to be published, please replace the old file with this one.

Thank You.

Regards

Tri suyono

**FINAL (fix)_jeas_0420_8173-1.docx**

1145K



Agustinus Purna Irawan <agustinus@untar.ac.id>

Trs: Research Paper

2 messages

Tri Suyono <tri_suyono78@yahoo.com>
Reply-To: "tri_suyono78@yahoo.com" <tri_suyono78@yahoo.com>
To: Agustinus Purna Irawan <agustinus@untar.ac.id>

Tue, Apr 7, 2020 at 10:31 AM

Dikirim dari Yahoo Mail di Android

----- Pesan yang Diteruskan -----

Dari: "sectioneditor@arpnjournals.com" <sectioneditor@arpnjournals.com>**Kepada:** "tri_suyono78@yahoo.com" <tri_suyono78@yahoo.com>**Cc:****Terkirim:** Sel, 7 Apr 2020 pada 1:06**Judul:** Research Paper

Dear Author,

Please find attached your paper (jeas_0420_8173). Kindly read it carefully and send it back to ARPJ as an email attachment

after corrections (if any).

Please note, do not make any changes to the standard format. This manuscript is for publication in the forthcoming issue

of the journal. Therefore, you are requested to submit your final manuscript as soon as possible.

Kindly, reply to this email within 5 working days.

With best wishes and regards.

Sincerely yours


Section Editor

ARPJ Journals

URL: <http://www.arpnjournals.org>

E-Mail: sectioneditor@arpnjournals.com

Please include all previous correspondence when replying to this email.

 **jeas_0420_8173.docx**
736K

Tri Suyono <tri_suyono78@yahoo.com>
Reply-To: Tri Suyono <tri_suyono78@yahoo.com>
To: Agustinus Purna Irawan <agustinus@untar.ac.id>

Dikirim dari Yahoo Mail di Android

----- Pesan yang Diteruskan -----

Dari: "Tri Suyono" <tri_suyono78@yahoo.com>

Kepada: "Wati Pranoto" <watip@ft.untar.ac.id>, "Wati Pranoto" <watipranoto@gmail.com>

Cc:

Terkirim: Sel, 7 Apr 2020 pada 10:37

Judul: Trs: Research Paper

Dikirim dari Yahoo Mail di Android

----- Pesan yang Diteruskan -----

Dari: "Tri Suyono" <tri_suyono78@yahoo.com>

Kepada: "Ahmad Fudholi" <a.fudholi@gmail.com>


Cc:

Terkirim: Sel, 7 Apr 2020 pada 10:30

Judul: Trs: Research Paper

[Quoted text hidden]

[Quoted text hidden]

 **jeas_0420_8173.docx**
736K



COMPARATION BETWEEN SUSPENDED OR SEABED PIPELINE INSTALATION FOR INTER ISLAND FRESH WATER SYSTEM

Tri Suyono^{1,2}, Agustinus Purna Irawan², Wati Asriningsih Pranoto² and Ahmad Fudholi³

¹Faculty of Engineering, Universitas Khairun, Ternate, Indonesia

²Faculty of Engineering, Universitas Tarumanagara, Indonesia

³Solar Energy Research Institute, Universiti Kebangsaan Malaysia, Bangi Selangor, Malaysia

E-Mail: tri.328172006@stu.untar.ac.id

ABSTRACT

Provision of drinking water in small islands that do not have the potential for fresh water needs to be done with several alternative technology applications. One of the technologies being carried out is by installing underwater drinking water pipes. Taking into account the operational technical factors, at sea depths above 30 m, several considerations need to be taken into account, given that installing pipes at these depths is difficult to control pipes manually, so additional equipment is needed for the safety of workers who will control the installed pipes, so this problem the best solution must be found. One problem that must be considered is the selection of pipe specifications that must meet technical requirements. Pipeline selection was carried out by conducting a study through the pipeline model and needs to be studied carefully and thoroughly so that the installed pipe is completely safe in the sea and does not suffer damage due to forces acting on the pipe caused by ocean currents, waves and underwater conditions others. The installation model that will be examined is the installation model suspended in the sea and installation on the sea floor. From the results of the analysis conducted on the pipe suspended in the sea with a depth of over 30 m and the installation of pipes on the seabed shows that the pipe installed in the sea is more stable both from the effects of waves and ocean currents with a smaller deformation value compared to the pipe that is installed suspended in in the sea. Pipe installed suspended in the sea with a span of 2,500 m and given a weight of 65 kg with a distance of 12 m can experience vertical deflection down to 2,775,326 mm. Pipes placed at the bottom of the sea are more stable because the flow of waves and waves is already small so that the pipes are more stable and do not oscillate. The recommended pipe installation is seabed with pipe specifications in accordance with the conditions of the Hiri Strait, namely HDPE pipes with a nominal pressure of at least 25 bar.

Keywords: pipeline, suspended, seabed.

INTRODUCTION

Underwater pipeline installation requires detailed analysis and must meet technical aspects. This sea pipe installation model will determine the stability of installed pipes, so it must be ensured that the installed pipes are completely safe from the influence of waves, ocean currents and also other factors such as ship and fishing activities [1]. In this study, it will be studied the comparison of underwater pipeline installation models with two alternatives, namely the Suspended system in the sea and the seabed. The study was conducted in the Hiri Strait precisely between Ternate Island and Hiri Island, North Maluku Province of Indonesia. The analysis to be carried out is a Hydrostatic analysis to find out the planned level of pipe stability.

Hiri Island, which is located on the north side of Ternate Island, is an island that does not have enough fresh water potential to meet the needs of the local community, so an alternative supply of drinking water is needed. The distance between the island of Hiri and Ternate Island is around 1.2 nautical miles or about 2.2 km with 185 m into the sea with uneven conditions on the seabed and is a rock and sea trench. The waves in this

strait are also quite high and can even reach 5 m with strong currents between 0.5 - 2.8 m/s.

INSTALLATION ANALYSIS

In this study an analysis of two underwater pipeline installation models, namely the suspended pipe in the sea and the pipeline at the bottom of the sea [2], [3]. In the Suspended pipe will be examined several factors that affect the stability of the pipe [4]. Analyze were carried out on the effects of waves, ocean currents, ballast concrete, pipe contents and pipe weights. Analysis of pipelines designed at sea level includes hydrostatic, span analysis, longitudinal stress, hoop stress, pipeline protection and selection of pipe specifications [5], [6], [7], [8].

Analysis of pipe suspended

The effect of waves, ocean currents, ballast concrete, pipe contents and pipe weight is very large in the pipe installation system suspended in the sea. This needs to be studied to determine the stability of the pipe from the influence of buoyancy which results in deformation of the installed pipe. In Figure 1 and Figure 2 we can see the forces acting on the suspended pipe.

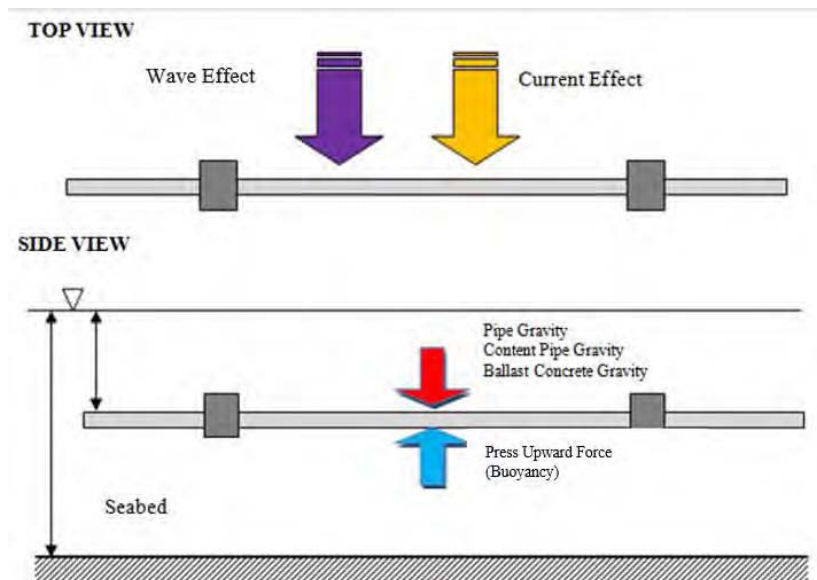


Figure-1. Forces on suspended pipe [1].

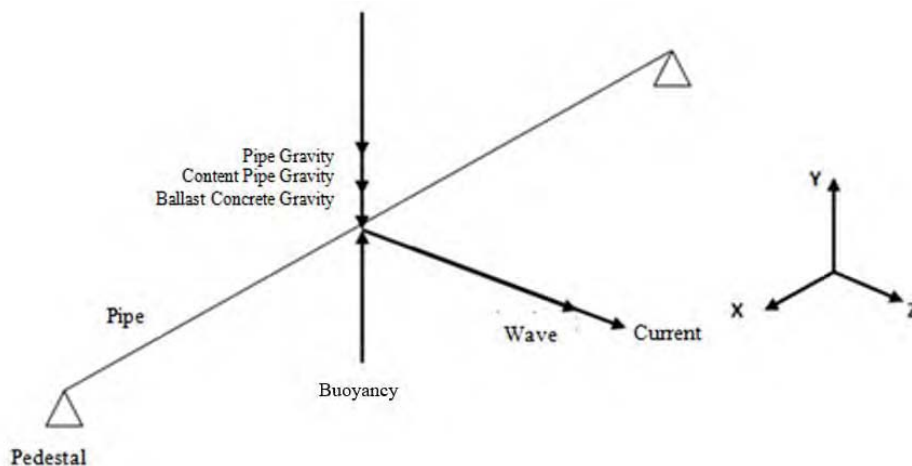


Figure-2. Isometric view of the forces on the underwater pipeline [1].

Analysis of pipe installed on sea

Pipes installed at the base will catch up with a number of conditions so that they need to be studied properly so that the installed construction will be strong and not prone to construction failure.

a. Hoop stress

The ability of the pipe to accept pressure at the depth of the deep sea. This analysis is needed to ensure that the pipe used is able to withstand pressure.

b. Longitudinal stress

An analysis to get the longitudinal stress that occurs in pipes due to bending, hoop stress, thermal stress and end cap stress.

c. Analysis of span

The shape of the seabed surface is not always evenly distributed, so there must be a part of the pipe that is not resting on the surface.

d. Hydrodynamic analysis

Is a pipe stress analysis due to the influence of the current speed? At sufficient depth, the wave effect is gone. One of the things that needs to be taken into account in the installation of pipes on the seabed is the ability of the pipe to withstand pressure. The deeper the sea, the greater the pressure. With the pressure of drinking water in the pipe, external pressure can be balanced. However, the pipe pressure must be taken into account when the pipe is empty.

e. Ability of pipe to accept hydrostatic pressure

Hydrostatic pressure is formulated by:

$$Ph = r g h \quad (1)$$

Where,

Ph = hydrostatic pressure
 r = sea density (1,030 kg/m³)
 h = depth of sea.



Installation model

The analysis was carried out on two models of pipe installation, namely Suspended in the sea and on the seabed. In the Suspended model the pipeline is planned to be installed at a depth of 30 m, with the consideration that the pipe will be safe from the influence of normal boat traffic passing through the waters [9], [10]. Installation under the sea is carried out following the underwater contours with the deepest sea conditions 185 m. The pipe weights are made of reinforced concrete K 300 with a special mixture of cement in the building with a minimum weight of 65 kg with an installation distance of 12 m.

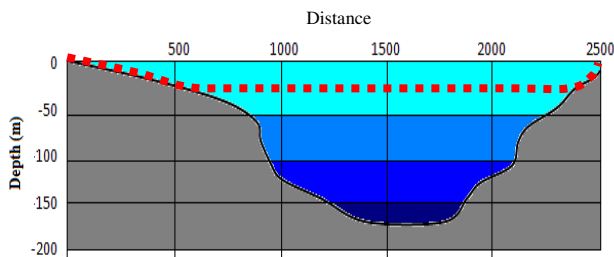


Figure-3. Suspended system pipeline installation plan.

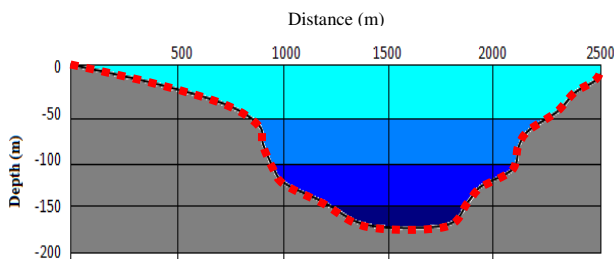


Figure-4. Seabed system pipeline installation plan.

RESULTS AND DISCUSSIONS

Analysis of pipe suspended in pipe

The ideal ballast will make the pipe always sink in an empty condition or filled with water. But this ballast must not be of great value [11]. Giving too much ballast will cause a very large pipe deflection [12]. From the analysis above it can be seen that the minimum weight of a concrete ballast installed every 12 m is 65 kg per piece. If the weight of the concrete used is less than that, the pipe will float when it is empty [13]. This floating pipe condition will be very dangerous because it will disrupt ship traffic in the Straits of Hiri. In addition, with a position close to sea level, the influence of waves and ocean currents will be very large and can cause the pipe to break. Adding an additional load of 65 kg every 12 m will cause the pipe to sink in an empty or filled condition. The results of the auto pipe analysis show the deflection of the pipe in the water due to the buoyancy force and the additional weight.

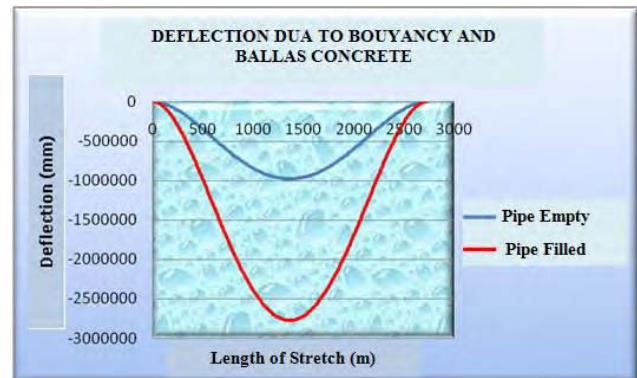


Figure-5. Seabed system pipeline installation plan.

The maximum deflection value right in the middle of the pipe is 971,719 mm in an empty condition and 2,775,326 mm in a condition filled with water in a vertical direction downward. Taking the assumption that the pipe will be hung at a depth of 30 m, the pipe deflection that occurs due to currents and waves as shown in Figure 6. It seems that the defect is very large. If the failure limits are included in the analysis, the pipe has failed. Because the voltage received exceeds the allowable limit.

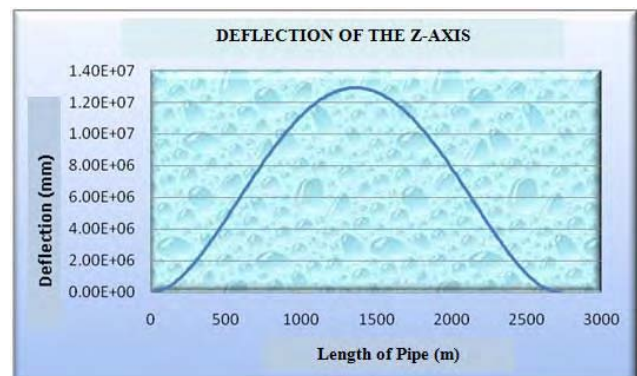


Figure-6. Horizontal deflection of the Z-Axis.

Analysis of pipe installed on sea

In general, the installation of underwater pipelines is to put pipes on the seabed. In a seabed environment with sufficient depth, the effect of waves and ocean currents is already so small that it does not affect the stability of the pipeline [14]. However, in-depth knowledge is needed about the underwater conditions themselves [15]. Sufficient studies are needed on underwater conditions, seabed species, soil, and also the marine environment. The stability of the pipeline at the sea level is designed by giving the weight of the pipe distance per 4 m with a weight of 85 kg, so that the pipe will be stable at the bottom of the sea, and basically the underwater pipeline should not be shifted or even oscillate after it is installed, because if this happens it will cause damage on the pipe. In the analysis of pipes placed at the bottom, the emphasis is on the analysis of the ability of



pipes to accept hydrostatic pressure, so that the selected pipe specifications are correct [16].

Equation (1) was used for calculate hydrostatic pressure. Then maximum depth of sea of pipe is 247.6719 m, as shown in Figure-7. Assuming that the pipe is always full of water, the depth of pipe installation with the above specifications must not exceed 247.6719 m. Based on this analysis, the pipe used for the installation of subsea pipelines in the Strait of Hiri is a minimum of 25 bar HDPE Nominal Pressure pipe which is able to accept a pressure of 25 bar or 2.5 MPa.

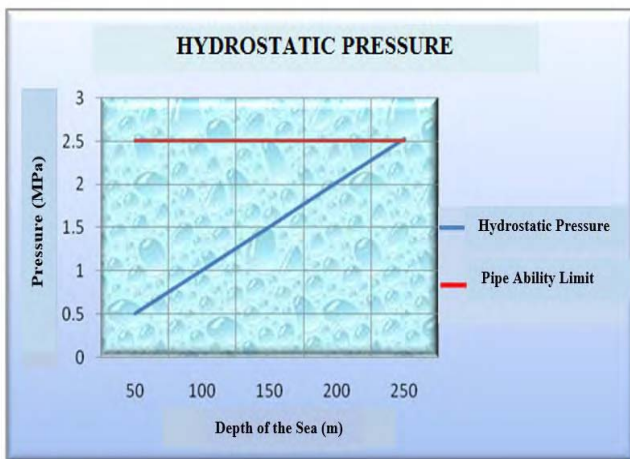


Figure-7. Pressure hydrostatic.

CONCLUSIONS

Installation of pipes in a suspended condition of 30 m has several advantages, namely the length of the pipe will be reduced and detection of failure is easier, but the installation of a pipe with the system suspended in the sea will cause a very large deflection. Deflection due to pipe weight, weight, concrete weight, waves and currents will cause a failure in construction (broken pipe). The closer to the surface, the greater the influence of currents and waves. By using DHPE material and analyse the current and wave conditions in the left strait, suspended pipe installation is not recommended.

Piping on the seabed is more advantageous because of the effects of waves and low currents, higher construction stability, small pipe deformation due to sealing of the seabed and this method is used the most in the installation of subsea pipelines, so it is more tested so that installation of pipelines at the bottom of the sea is recommended. But this installation model also has weaknesses, so all these weaknesses must be anticipated. Weaknesses of this method the total length of the larger pipe requires an in-depth study of conditions on the seabed because of the possibility of failure that could occur due to interactions between the pipe and the seabed.

ACKNOWLEDGEMENTS

The authors would like to thanks the Universitas Tarumanagara, and Universitas Khairun, Ternate, Indonesia for funding and SERI-UKM for support.

REFERENCES

- [1] Hardi W., Suyono T. 2016. Teknik Pemasangan Pipa Air Minum Bawah Laut dengan Metode TT dari Pulau Tidore ke Pulau Maitara. *Semnas Maritim, Sains dan Teknologi Terapan*, Vol. 01. ISSN: 2548-1309.
- [2] Hakim A. L. 2012. *Perancangan Pipa Bawah Laut*. Institut Teknologi 10 Nopember, Surabaya.
- [3] Cheung B. C., Carriveau R., Ting D. S. K. 2014. Param Affecting Scalable Underwater Compressed Air Energy Storage. *Applied Energy*. 134: 239-247.
- [4] Brennan M. K., Karimi M., Almeida F. C. L., de Lima F. K., Ayala P. C., Obata D., Paschoalini A. T., Kessissoglou N. 2017. On The Role of Vibro-Acoustics in Leak Detection for Plastic Water Distribution Pipes. *Procedia Engineering*. 199: 1330-1355.
- [5] Erwanti S. R., Sasmito B., A Janu F., Haryadi Y. 2016. Analisis Free Span pada Jalur Pipa Bawah Laut menggunakan Multibeam Echosounder dan Side Scan Sonar. *Jurnal Geodesi Undip*. 5(1).
- [6] Guo B., Song, Shanhong Ghalambor, A., Lin T., Chacko J. 2005. *Offshore Pipelines*, 1st Edition. Gulf Professional Publishing. ISBN: 9780080456904.
- [7] Ibrahim M., Masrevaniah A., Dermawan V. 2012. Analisa Hidrolis pada Komponen Sistem Distribusi Air Bersih dengan Waternet dan Watercad Versi 8 (Studi Kasus Kampung Digiouwa, Kampung Mawa dan Kampung Ikebo, Distrik Kamu, Kabupaten Dogiyai). *Jurnal Pengairan, Universitas Brawijaya*.
- [8] Kiziloz B., Cevik E., Yuksel Y. 2013. Scour Below Submarine Pipelines under Irregular Wave Attack. *Coastal Engineering*. 79, 1-8.
- [9] Cheng, L., Yeow, K., Zang, Z., Lie, F. 2014. 3D Scour below Pipelines under Waves and Combined Waves and Currents. *Coastal Engineering* 83: 137-149.
- [10] Dey S., Singh N. P. 2007. Clear-Water Scour Depth below Underwater Pipelines. *Journal of Hydro-environment Research* 1: 157-162.
- [11] Haq H. D., Kusuma G. E., Setiawan P. A. 2018. Desain Sistem Perpipa di Area Pasang Surut Air Laut untuk Mencegah Terjadinya Potensi Buckling.



Proceeding 3rd Conference of Piping Engineering and its Application.

- [12] Wang Y. G., Liao C. C., Wang J. H., Jeng D. S. 2018. Dynamic Response of Pipelines with Various Burial Depth Due to Underwater Explosion. *Ocean Engineering*. 164: 114-126.
- [13] Abidin Z. 2008. Analisis On-Bottom Stability dan Instalasi Pipa Bawah Laut di Daerah Shore Approach. Skripsi. Fakultas Teknik Sipil dan Lingkungan, Institut Teknologi Bandung.
- [14] Yan W., Li J., Bai X. 2016. Comprehensive Assessment and Visualized Monitoring of Urban Drinking Water Quality. *Chemometrics and Intelligent Laboratory Systems*. 155: 26-35.
- [15] Suyono, T., Pranoto, W. A., Irawan, A. P. 2018. Hydraulic Analysis of Drinking Water Pipeline Inter Island. *IOP Conference Series: Materials Science and Engineering* 508: 012035.
- [16] Pranoto, W. A., Suyono, T. 2018. Stability Analysis of Underwater Pipeline Inter Island for Drinking Water. *Atlantis Highlights in Engineering (AHE)*, vol. 1. International Conference on Sciences and Technology (ICST).



Source details

ARPN Journal of Engineering and Applied Sciences

Open Access ⓘ

Scopus coverage years: 2009, from 2011 to Present

Publisher: Asian Research Publishing Network (ARPN)

ISSN: 1819-6608

Subject area: Engineering: General Engineering

CiteScore 2018

0.50 ⓘ

SJR 2018

0.224 ⓘ

SNIP 2018

0.483 ⓘ

[View all documents >](#)

[Set document alert](#)

[Save to source list](#) [Journal Homepage](#)

[CiteScore](#) [CiteScore rank & trend](#) [CiteScore presets](#) [Scopus content coverage](#)

CiteScore 2018 ▾

Calculated using data from 30 April, 2019

CiteScore rank ⓘ

$$0.50 = \frac{\text{Citation Count 2018}}{\text{Documents 2015 - 2017}^*} = \frac{2,564 \text{ Citations } >}{5,138 \text{ Documents } >}$$

*CiteScore includes all available document types

[View CiteScore methodology >](#) [CiteScore FAQ >](#)

Category	Rank	Percentile
Engineering		
General Engineering	#179/275	34th

[View CiteScore trends >](#)

[Add CiteScore to your site](#) 🔗

CiteScoreTracker 2019 ⓘ

Last updated on 09 April, 2020
Updated monthly

$$0.55 = \frac{\text{Citation Count 2019}}{\text{Documents 2016 - 2018}} = \frac{2,280 \text{ Citations to date } >}{4,123 \text{ Documents to date } >}$$

Metrics displaying this icon are compiled according to Snowball Metrics ↗, a collaboration between industry and academia.

About Scopus

- [What is Scopus](#)
- [Content coverage](#)
- [Scopus blog](#)
- [Scopus API](#)
- [Privacy matters](#)

Language

- [日本語に切り替える](#)
- [切换到简体中文](#)
- [切换到繁體中文](#)
- [Русский язык](#)

Customer Service

- [Help](#)
- [Contact us](#)




Document details

1 of 1

[CSV export](#) [Download](#) [Print](#) [E-mail](#) [Save to PDF](#) [Save to list](#) [More...](#)

 ARPN Journal of Engineering and Applied Sciences [Open Access](#)
 Volume 15, Issue 7, 2020, Pages 862-866

COMPARISON BETWEEN SUSPENDED OR SEABED PIPELINE INSTALLATION FOR INTER ISLAND FRESH WATER SYSTEM (Article)

 Suyono, T.^{a,b} , Irawan, A.P.^b, Pranoto, W.A.^b, Fudholi, A.^c 
 Save all to author list

^aFaculty of Engineering, Universitas Khairun, Ternate, Indonesia

^bFaculty of Engineering, Universitas Tarumanagara, Indonesia

^cSolar Energy Research Institute, Universiti Kebangsaan Malaysia, Bangi, Selangor, Malaysia

Abstract

[View references \(16\)](#)

Provision of drinking water in small islands that do not have the potential for fresh water needs to be done with several alternative technology applications. One of the technologies being carried out is by installing underwater drinking water pipes. Taking into account the operational technical factors, at sea depths above 30 m, several considerations need to be taken into account, given that installing pipes at these depths is difficult to control pipes manually, so additional equipment is needed for the safety of workers who will control the installed pipes, so this problem the best solution must be found. One problem that must be considered is the selection of pipe specifications that must meet technical requirements. Pipeline selection was carried out by conducting a study through the pipeline model and needs to be studied carefully and thoroughly so that the installed pipe is completely safe in the sea and does not suffer damage due to forces acting on the pipe caused by ocean currents, waves and underwater conditions others. The installation model that will be examined is the installation model suspended in the sea and installation on the sea floor. From the results of the analysis conducted on the pipe suspended in the sea with a depth of over 30 m and the installation of pipes on the seabed shows that the pipe installed in the sea is more stable both from the effects of waves and ocean currents with a smaller deformation value compared to the pipe that is installed suspended in in the sea. Pipe installed suspended in the sea with a span of 2,500 m and given a weight of 65 kg with a distance of 12 m can experience vertical deflection down to 2,775,326 mm. Pipes placed at the bottom of the sea are more stable because the flow of waves and waves is already small so that the pipes are more stable and do not oscillate. The recommended pipe installation is seabed with pipe specifications in accordance with the conditions of the Hiri Strait, namely HDPE pipes with a nominal pressure of at least 25 bar. © 2020. Asian Research Publishing Network (ARPN). All Rights Reserved.

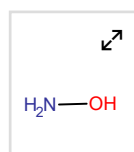
SciVal Topic Prominence ⓘ

 Topic: [Submarine Pipelines](#) | [Circular Cylinders](#) | [Bedload](#)

Prominence percentile: 80.734 ⓘ

Chemistry database information ⓘ

Substances



Author keywords

[pipeline](#) [seabed](#) [suspended](#)

Funding details

[Metrics](#) ⓘ [View all metrics](#) >

 PlumX Metrics [View all metrics](#) >

 Usage, Captures, Mentions,
 Social Media and Citations
 beyond Scopus.

Cited by 0 documents

 Inform me when this document
 is cited in Scopus:

[Set citation alert](#) >

Related documents

 Hydraulic analysis of drinking
 water pipeline inter island

 Suyono, T. , Pranoto, W.A. ,
 Irawan, A.P.
*(2019) IOP Conference Series:
 Materials Science and
 Engineering*

 Experimental investigation of the
 equilibrium scour depth below
 submerged pipes both in live-bed
 and clear-water regimes under
 the wave effect

 Dogan, M. , Ozgenc Aksoy, A. ,
 Arisoy, Y.
(2018) Applied Ocean Research

 Local scour around two pipelines
 in tandem in steady current

 Zhao, M. , Vaidya, S. , Zhang, Q.
(2015) Coastal Engineering
[View all related documents based
 on references](#)

 Find more related documents in
 Scopus based on:

[Authors](#) > [Keywords](#) >



Scimago Journal & Country Rank

Enter Journal Title, ISSN or Publisher Name

- Home
- Journal Rankings
- Country Rankings
- Viz Tools
- Help
- About Us

ARPN Journal of Engineering and Applied Sciences

COUNTRY

Pakistan



Universities and research institutions in Pakistan

SUBJECT AREA AND CATEGORY

Engineering
Engineering (miscellaneous)

PUBLISHER

H-INDEX

27

PUBLICATION TYPE

Journals

ISSN

18196608


COVERAGE

2009, 2011-2020

SCOPE

Information not localized

 Join the conversation about this journal

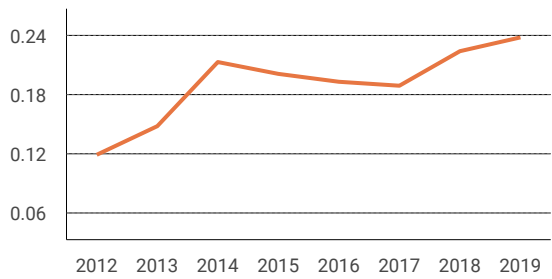
 Quartiles



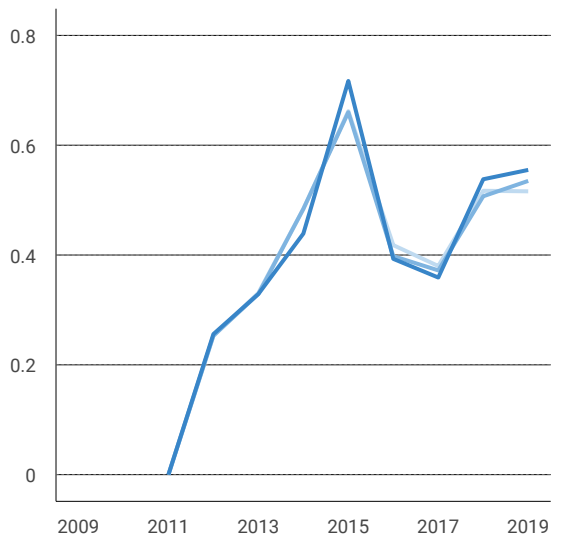
FIND SIMILAR JOURNALS ?

<p>1 International Journal of Engineering and Engineering and ARE</p> <p>31% similarity</p>	<p>2 Journal of Engineering Science and Technology MYS</p> <p>30% similarity</p>	<p>3 International Journal of Engineering Research and IND</p> <p>30% similarity</p>	<p>4 Journal of Telecommu MYS</p> <p>2 s</p>
---	--	--	--

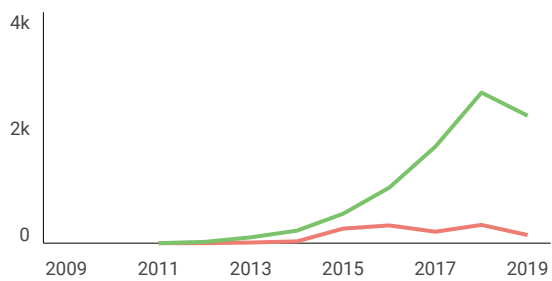
SJR



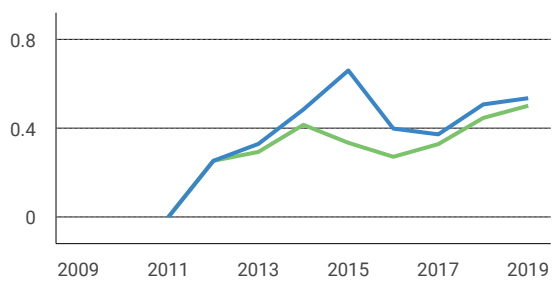
Citations per document



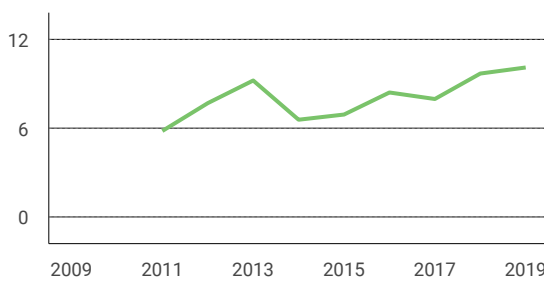
Total Cites Self-Cites



External Cites per Doc Cites per Doc

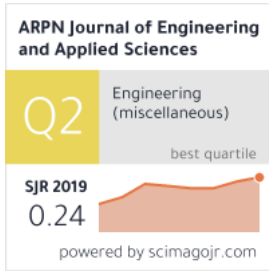


% International Collaboration



Citable documents Non-citable documents

Cited documents Uncited documents



← Show this widget in your own website

Just copy the code below and paste within your html code:

```
<a href="https://www.scimag
```



ARPN Journal of Engineering and Applied Sciences

[Home](#)[Archive](#)[Submit Paper](#)[Author Guidelines](#)[Editorial Board](#)[Publication Fee](#)

Editorial Board

Editor-in-Chief: Engr. J. K. Tarakzai (PAKISTAN)

#	Editors	Country
1	Prof. Dr. R. J. Godwin	UNITED KINGDOM
2	Prof. Dr. Erik Valdemar Cuevas Jimenez	GERMANY
3	Prof. Dr. Hamou SADAT	FRANCE
4	Dr. Mohammad Aminul Islam	JAPAN
5	Prof. Dr. Kui Fu Chen	CHINA
6	Prof. Dr. M. Ashraf Chaudhry	NEW ZEALAND
7	Prof. Dr. A. Sermet Anagun	TURKEY
8	Prof. Dr. Ashraf Mohamed Hemeida	Saudi Arabia
9	Prof. Dr. Krishna Murari Pandey	INDIA
10	Prof. Dr. Magdy A. Ezzat	EGYPT
11	Prof. Dr. Roberto Brighenti	ITALY
12	Dr. Anurag Misra	INDIA
13	Prof. Dr. Adel M. ALIMI	TUNISIA
14	Prof. Dr. Arun Kumar Gupta	INDIA
15	Prof. Demetrios V. Bandekas	GREECE
16	Prof. Dr. Bensafi Abd-El-Hamid	ALGERIA
17	Dr. Rajanish K. Kamat	INDIA
18	Prof. Dr. Asma Thamir Ibraheem	IRAQ
19	Prof. Dr. Sylejman Hyseni	KOSOVO
20	Prof. Dr. Haider Zaman	Saudi Arabia
21	Prof. Dr. Debojyoti Mitra	INDIA
22	Prof. Dr. Pandian VASANT	MALAYSIA
23	Prof. Dr. Prakash MMS Kinthada	INDIA
Associate Editors		
1	Dr. Dongning Li	USA
2	Dr. Suheyra Yerel	TURKEY
3	Dr. Guoxiang Liu	USA
4	Dr. Nadeem Anjum	PAKISTAN
5	Engr. Malini Sarah Philip	NORWAY
6	Dr. K.V.L.N. Acharyulu	INDIA
7	Engr. Mohammad Khalily Dermany	IRAN
8	Dr. Lamyaa- Gamal Eldeen Taha	EGYPT
9	Dr. OM Prakash Singh	INDIA
10	Engr. Seyyed Mohammad Reza Farshchi	IRAN
11	Dr. Muhammad Imran Din	PAKISTAN
12	Dr. José Carlos Páscoa Marques	PORTUGAL
13	Engr. Fawwaz Jinan Jibrael Jabri	IRAQ
14	Dr. Kanad Ray	INDIA

[Site Map](#)

ARPN Journal of Engineering and Applied Sciences

ISSN 1819-6608

(Online)

Search

ARPN Journal of Engineering and Applied Sciences

April 2020 | Vol. 15 No. 7

[Home](#)[Archive](#)[Submit Paper](#)[Author Guidelines](#)[Editorial Board](#)[Publication Fee](#)

Title: Very short-term load forecasting of peak load time using Fuzzy type-2 and big bang big crunch (BBBC) algorithm

Author (s): Jamaaluddin Jamaaluddin, Imam Robandi, Izza Anshory and Ahmad Fudholi

Abstract: Very short-term energy forecasting is done on a day before the day of operation. Forecasting of short-term load is done every 30 minutes of forecasting hours. Very short-term load forecasting is carried out continuing forecasting short-term load with daily intervals, load on a given day or weekly load to be more detailed with very short-term load forecasting. This weight forecasting is done to improve operational effectiveness and efficiency. Forecasting short-term loads have been done using artificial intelligence, nowadays artificial intelligence is attempted to predict a very short term load. In this study, investigated the use of the Fuzzy type-2 (FT-2) and big bang big crunch (BBBC) algorithm for the very short-term load forecasting. Results shows that with the use of FT-2-BBBC, it will get a small error because it uses low computation cost and high convergent speed. In addition, FT-2 also optimizes the foot of uncertainty of the Fuzzy type-1. The results are in the use of FT-2-BBBC hence the very short term load forecasting error value of 0.7278%. This suggests that FT-2-BBBC can be used to perform electrical load forecasting and other forecasting.

[Full Text](#)

Title: Comparison between suspended or seabed pipeline installation for inter island fresh water system

Author (s): Tri Suyono, Agustinus Purna Irawan, Wati Asriningsih Pranoto and Ahmad Fudholi

Abstract: Provision of drinking water in small islands that do not have the potential for fresh water needs to be done with several alternative technology applications. One of the technologies being carried out is by installing underwater drinking water pipes. Taking into account the operational technical factors, at sea depths above 30 meters, several considerations need to be taken into account, given that installing pipes at these depths is difficult to control pipes manually, so additional equipment is needed for the safety of workers who will control the installed pipes, so this problem the best solution must be found. One problem that must be considered is the selection of pipe specifications that must meet technical requirements. Pipeline selection is carried out by conducting a study through the pipeline model and needs to be studied carefully and thoroughly so that the installed pipe is completely safe in the sea and does not suffer damage due to forces acting on the pipe caused by ocean currents, waves and underwater conditions others. The installation model that will be examined is the installation model suspended in the sea and installation on the sea floor. From the results of the analysis conducted on the pipe suspended in the sea with a depth of over 30 meters and the installation of pipes on the seabed shows that the pipe installed in the sea is more stable both from the effects of waves and ocean currents with a smaller deformation value compared to the pipe that is installed Suspended in in the sea. Pipe installed Suspended in the sea with a span of 2,500 meters and given a weight of 65 kg with a distance of 12 meters can experience vertical deflection down to 2,775,326 mm. Pipes placed at the bottom of the sea are more stable because the flow of waves and waves is already small so that the pipes are more stable and do not oscillate. The recommended pipe installation is seabed with pipe specifications in accordance with the conditions of the Hiri Strait, namely HDPE pipes with a nominal pressure of at least 25 bar.

[Full Text](#)

Title: Performance evaluation of the G.729, AMR and iLBC voice codecs on LTE- ADVANCED

Author (s): Jesús D. Quintero P., Martín D. Bravo O. and José J. Salgado P.

Abstract: This article presents a referential framework given by an exhaustive analysis of the quality of the service concerning the G.729, AMR, and iLBC coding standards on LTE-A (LTE-ADVANCED) technology. The architecture that forms the LTE-A technology, making a particular focus on the characteristics that make up its OFDMA interface (Orthogonal Frequency Division Multiple Access). Simulations of the scenarios are implemented, showing data on the traffic generated by a certain number of users. On the other hand, an algorithm was performed to extract the generated packet by the voice encoders and the transmitting according to the networking traffic information; it offered by the simulator. Finally, the objective and subjective evaluations were realized, and the results of the voice service quality on IP (VoIP) are presented, taking into account the packet loss.

[Full Text](#)

Title: Pressure and pressure derivative interpretation for vertical wells in naturally fractured and compressible formations

Author (s): Guiber Olaya-Marin, Freddy H. Escobar and Faiber Robayo

Abstract: An improved methodology for well test interpretation homogeneous and naturally fractured and compressible reservoirs with a single fluid is presented. New expression to find the permeability, permeability modulus and geomechanical skin factor from slope during radial flow regime have been introduced and corrections of for the minimum point and the intercept between the unit-slope line taking place during the transition period and the radial flow regime are given so existing equations in the literature can be applied for the determination of the naturally fractured reservoir parameters. These new expressions were successfully applied to synthetic examples.