

ISSN : 2230 - 9616 [Online]
2231 - 0088 [Print]

IJCSEA

International Journal of Computer Science,
Engineering and Applications

Volume 1, Number 4, August 2011



Academy & Industry Research Collaboration Center (AIRCC)



Scope & Topics

International Journal of Computer Science, Engineering and Applications (IJCSEA) is an open access peer-reviewed journal that publishes articles which contribute new results in all areas of the computer science, Engineering and Applications. The journal is devoted to the publication of high quality papers on theoretical and practical aspects of computer science, Engineering and Applications.

All submissions must describe original research, not published or currently under review for another conference or journal.

Topics of interest include, but are not limited to, the following.

- Algorithms and Bioinformatics
- Computer Architecture and Real time Systems
- Database and Data Mining
- Dependable, reliable and autonomic computing
- Distributed and parallel systems & algorithms
- DSP/Image Processing/Pattern Recognition/Multimedia
- Embedded system and software
- Game and software engineering
- Geographical Information Systems/ Global Navigation Satellite Systems (GIS/GNSS)
- Grid and scalable computing
- Intelligent Information & Database Systems
- IT policy and business management
- Mobile and ubiquitous computing
- Modeling and Simulation
- Multimedia systems and services
- Networking and communications
- Performance Evaluation
- Programming Languages
- Security and Information Assurance
- Soft Computing (AI, Neural Networks, Fuzzy Systems, etc.)
- Software Engineering
- Web and internet computing
- Theoretical computer science
- Natural Language Processing
- Operating Systems
- Compiler Design
- Computer Education

Important Dates

- Submission Deadline : March 20, 2021
- Notification : April 20, 2021
- Final Manuscript Due : April 28, 2021
- Publication Date : Determined by the Editor-in-Chief

[Call for Papers](#)

Scope & Topics

[Ethics](#)

[Archives](#)

[Most Cited Articles](#)

[Download leaflet](#)

[FAQ](#)



From 2011	Volumes 11
Issues 49	Articles 199

Conferences

- ACSTY 2021 - Vienna
- ITCSS 2021 - Vienna
- CSIT 2021 - Denmark
- ACSIT 2021 - Canada
- CSITA 2021 - Switzerland
- CCSEA 2021 - Denmark

Courtesy



Related Journals

- I.J.of Computer Science & Information Technology
- I.J.of Computational Science & Applications
- I.J.of Computer Science, Engineering & Information Technology
- I.J.on Information Technology Convergence & Services



Editorial Board Members

Editor-in-Chief

- Manish Kumar Anand, Salesforce (R&D Analytics), USA

Editorial board Members

- Abdul kadir Ozcan, The American university, Cyprus
- Ahmed Younes, Alexandria University, Egypt
- Alvin Lim, Auburn University, USA
- Ali Bagherinia, Instructor in Islamic Azad university-Dehdasht branch, Iran
- Amar Ranjan Dash, Berhampur University, India
- Asadollah Shahbahrani, University of Guilan Rasht, Iran
- Bouix Emmanuel, iKlax Media, France.
- Brajesh Kumar Kaushik, Indian Institute of Technology-Roorkee, India
- Chih-Lin Hu, National Central University, R.O.C.
- David B. Bracewell, General Electric Global Research, USA
- David C. Wyld, South eastern Louisiana University, USA
- Dhinaharan Nagamalai, Wireilla Net Solutions PTY LTD, Australia
- Divanshi Wangoo, Amity University, India
- Eric Renault, Telecom SudParis, France
- Ford Lumban Gaol, Bina Nusantara University, Indonesia
- Ramakrishnan H.V, Bharath university, India
- Hamid Ali Abed Al-asadi, Basra University, Iraq
- Hao-En Chueh, Yuanpei University, R.O.C.
- Harto Tanujaya, Tarumanagara University, Indonesia
- Hwangjun Song, POSTECH (Pohang University of Science and Technology), South Korea
- Ioannis Karamitsos, University of Aegean, Greece
- Mandal J.K, University of Kalyani, India
- Jacques Demerjian, Communications & Systems, France.
- Jan Zizka, Mendel University, Czech Republic
- Jifeng Wang, University of Illinois at Urbana-Champaign, USA
- Naren J, SASTRA University, India
- Jose Enrique Armendariz-Inigo, Universidad Publica de Navarra, Spain
- Kamalrulnizam Abu Bakar, Universiti Teknologi Malaysia, Malaysia
- Khoa N. Le, Griffith School of Engineering, Australia
- Krzysztof Walkowiak, Wroclaw University of Technology
- Isa Maleki, Islamic Azad University, Iran
- Lamia Hadrich Belguith, University of Sfax, Tunisia
- Rajarajan M, City University, UK
- Aqeel Iqbal M, Foundation University Islamabad, Pakistan
- Mohamed Hassan, American University of Sharjah, UAE
- Mohammad Momani, University of technology Sydney, Australia
- Mohammad Reza KaghazGaran, Islamic Azad University, Iran
- Mohammad Sadegh Mirzaei, Postgraduate and Newer Researchers Conference, Iran
- Natarajan Meghanathan, Jackson State University, USA
- Dhavachelvan P, Pondicherry Central University, India
- Raja Kumar M, Universiti Sains Malaysia
- Rajendra Akerkar, Technomathematics Research Foundation, India
- Rakesh Singh Kshetrimayum, Indian Institute of Technology, India
- Ramayah, Universiti Sains Malaysia, Malaysia

[Scope & Topics](#)

[Ethics](#)

[Archives](#)

[Most Cited Articles](#)

[Download leaflet](#)

[FAQ](#)



Computer Science And IT

IJCSEA

ISSN : 2230 - 9616 [Online] ; 2231 - 0088 [Print]



- volume - 1 - 1
- volume - 1 - 2
- volume - 1 - 3
- volume - 1 - 4
- volume - 1 - 5
- volume - 1 - 6
- volume - 2 - 1
- volume - 2 - 2
- volume - 2 - 3
- volume - 2 - 4
- volume - 2 - 5
- volume - 2 - 6
- volume - 3 - 1
- volume - 3 - 2
- volume - 3 - 3
- volume - 3 - 4
- volume - 3 - 5
- volume - 3 - 6
- volume - 4 - 1
- volume - 4 - 2
- volume - 4 - 3
- volume - 4 - 4
- volume - 4 - 5
- volume - 4 - 6
- volume - 5 - 1
- volume - 5 - 2
- volume - 5 - 3
- volume - 5 - 5
- volume - 5 - 6
- volume - 6 - 1

Neural Network-Based English Alphanumeric Character Recognition

Md Fazlul Kader1 and Kaushik Deb2, 1University of Chittagong, Bangladesh and 2CUET, Bangladesh

Volume : 2 volume number: 4 pdf

New Scheme For Secured Routing In MANET

Sima1 and Ashwani Kush2, 1Kamal institute of Tech & Mgt., Karnal and 2University College, Kurukshetra Univ. Kurukshetra

Volume : 2 volume number: 4 pdf

Analysis Of Emotion Disorders Based On EEG Signals Of Human Brain

Ashish Panat1 and Anita Patil2, 1Priyadarshini Indra College of Engineering and 2Cummins College of Engineering for Women, Pune

Volume : 2 volume number: 4 pdf

Numerical Studies Of Trapezoidal Prototype Auditory Membrane (Pam)

Harlo Tanujaya1 and Satoyuki Kawano2, 1Tarumanagara University, Indonesia and 2Osaka University, Japan

Volume : 2 volume number: 4 pdf

Energy Efficient Techniques For Data Aggregation And Collection In WSN

Sumit Chaudhary1, Neha Singh1, Avinav Pathak1 and A.K Vatsa2, 1IIMT Institute of Engineering & Technology, Meerut, U.P, India and 2Shobhit University, Meerut, India

Volume : 2 volume number: 4 pdf

Detection And Elimination Of Non-Trivial Reversible Identities

Ahmed Younes, Alexandria University, Egypt

Volume : 2 volume number: 4 pdf

A Robust DWT Digital Image Watermarking Technique Basis On Scaling Factor

Heena Shaikh Mohd Imran Khan and Yashovardhan Kelkar, MIT, Ujjain

Volume : 2 volume number: 4 pdf

Semi Automated Text Categorization Using Demonstration Based Term Set

M. Pushpa1 and K. Nirmala2, 1Bharathiar University, India and 2Qulad-e-Millath Government Arts College for women, India.

Volume : 2 volume number: 4 pdf

Classification Of Microarray Gene Expression Data By Gene Combinations Using Fuzzy Logic MGC-FL

V.Bhuvaneshwari and .Vanitha, Bharathiar University, India

Volume : 2 volume number: 4 pdf

Basic Analysis On Prosodic Features In Emotional Speech

X.Arputha Rathina1, K.M.Mehata1 and M.Ponnaivaikko2, 1B.S.Abdur Rahman University, India, and 2SRM University, India

Volume : 2 volume number: 4 pdf

Effective Search Of Color-Spatial Image Using Semantic Indexing

P. Silpa Chaitanya, K.V.Narasimha Reddy and G.Madhavi, Vignani's Nirula Institute of Technology and Science for Women, India

NUMERICAL STUDIES OF TRAPEZOIDAL PROTOTYPE AUDITORY MEMBRANE (PAM)

Harto Tanujaya¹, Satoyuki Kawano²

¹Department of Mechanical Engineering, Tarumanagara University, Jakarta, Indonesia
hart_tan18@yahoo.com

²Mechanical Science and Bioengineering Department, Osaka University, Japan

ABSTRACT

In this research, we developed numerically a Prototype Auditory Membrane (PAM) for a fully implantable and self contained artificial cochlea. Cochleae are one of the important organs for hearing in the human and animals. Material of the prototype and implant of PAM are made of Polyvinylidene fluoride (PVDF)-Kureha, Japan which is fabricated using MEMS and thin film technologies. Another important thing in the characteristic of the PAM is not only convert the acoustic wave into electric signal but also the frequency selectivity. The thickness, Young's modulus and density of the PAM are 40 μm , 4 GPa, and $1.79 \times 10^3 \text{ kg/m}^3$, respectively. The shape and dimension of the PAM is trapezoidal with the width is linearly changed from 2.0 to 4.0 mm with the length are 30 mm. Numerically, we develop the model of PAM is based on commercial CFD software, Fluent 6.3.26 and Gambit 2.4.6. The geometry model of the PAM consists of one-sided blocks of quadrilateral elements for 2D model and tetrahedral elements for 3 D model respectively. In this study we set the flow as laminar and carried out using unsteady time dependent calculation. The results show that the frequency selectivity of the membrane is detected on the membrane surface.

KEYWORDS

Cochlea, PVDF, PAM, Frequency Selectivity

1. INTRODUCTION

As a medical treatment for sensorineural hearing loss in children and adults, cochlear implant is recently used [1][2]. The current cochlear implant consist of an implant stimulating electrodes and an extracorporeal device, which bypass the damaged hair cells by generating electric current in response to the acoustical sound [3]. There is a battery inside the extracorporeal device, which is one of the critical disadvantages in the current cochlear implant. This status motivates us to develop a fully self-contained artificial cochlea.

The function and geometrical of the cochlea has been being studied by many researchers in the world. Measuring and modelling the geometric of the cochlea and biological basilar membrane technically are very complicated, these become a challenge to be researched. In this research we use the Prototype Auditory Membrane (PAM) as the simplifying model of the biological basilar membrane. The important role of the cochlea is not only conversion of acoustical sound to

electrical signals but also frequency selectivity [4]. Numerical simulation is one of tools to predict the frequency selectivity on it. The simulation of fluid flow is an application of numerical method for estimating the pattern of fluid flow distribution as well as on cochlea. These methods describe the prediction of fluid flow process and its distribution, before and after a real fluid flow process happened [5]. The information about fluid flow distribution with certain frequency are utilized to create a pressure distribution area map and fluid flow activity. Generally in this research, we have studied in depth the characteristic of the artificial cochlea. We will report a novel piezoelectric artificial cochlea which works on acoustic wave with frequency selectivity. This system is related with the oscillation and piezoelectric effect. Experimentally, the frequency of the acoustic wave is controlled from 1 kHz to 20 kHz, which covers the human audible frequency. The research paper consists of an introduction as well as a brief description of the research objective, mechanical model and design including results of the numerical simulation.

2. NUMERICAL SIMULATION

In this paper, we develop and simulate the model is based on the numerical method. The model is developed and simulated based on the commercial CFD software, Fluent 6.3.26, and Gambit 2.4.6. The Fluent 6.3.26 use finite-volume code, generally this commercial software is used in hydrodynamics and mass transfer computations [6]. The Gambit 2.4.6 is used to provide the complete mesh flexibility, and solve the flow problems with both structured and unstructured meshes. All functions of the Fluent and Gambit software's are required to compute a solution and display the results. These software are also accessible either through an interactive interface or constructed using user-defined-functions (UDS).

The main challenge of the numerically predicting sound waves stems from the well-recognized fact that sounds have much lower energy than fluid flows, typically by several orders of magnitude. This poses a great challenge to the computation of sounds in terms of difficulty of numerically resolving sound waves, especially when one is interested in predicting sound propagation to the far field.

2.1. CFD

At present, Computational Fluid Dynamic (CFD) is a relatively new engineering tool that has grown side by side with the development of the computer. CFD has been limited only by computer RAM or lack of there, due to the use on billions upon billions of calculations and iterations. Fluent was used in this project, this software was used to simulate flow in very small duct (MEMS) and determine the pressure that occur in the duct with reasonable accuracy. This is key to many fields of engineering because duct flows similar to this are used by the medical, automotive, horticultural, and construction industries. As a result, equations and plots can be created to assist industry in the production of better products.

It is the capability to develop larger and more complex simulations of real world fluid experiments on computers. Generally, computers can be used to solve FEA stress simulations, simulate fluid flow and heat transfer. Along with computers, the Navier-Stokes equation allowed large, complex simulations of fluid flows to be solved. Equations below are the Navier-Stokes equation [7].

Surprisingly, this equation was developed in the early nineteenth century by Claude Louis Marie Navier and Sir George Gabriel Stokes. In CFD, the differential equations are used as algebraic equations that describe small finite fluid elements that can then be estimated.

CFD simulation usually includes three steps: preprocessing, processing, and post processing. For the preprocessing step, a specific system is identified. The geometry and material properties should be clearly defined, and meshing usually follows after geometry is determined. This is accomplished by dividing geometry into many small elements or volumes. Meshing in Gambit is a complicated work, as it is critical for both the accuracy of final result and the cost of numerical calculation. Generally, the finer the divided elements are the closer will be the final solution to the true value at the expense of more calculation time. The setting of boundary conditions, initial conditions and convergence criteria are also completed in the pre-processing stage. In the processing stage, there are iterative calculations in each cell, which are carried out until convergence criteria are met. This calculation-intensive process constitutes is the core content of CFD application. It is not uncommon to have tens of thousands of calculation for even a relatively simple problem. After the completion of processing, the results can be evaluated either numerically or graphically. The graphical methods provide a more convenient way to evaluate the overall effect. This includes signal plot, frequency, vector plot, plot of scalar variables, etc. These visualization tools in post-processing stage allow quick assessment and comparison of calculation results.

This research utilized a CFD program called Fluent. Fluent and CFD programs make guesses at the solution and check how accurate the guess until it reaches a user defined “convergence.” The convergence term is similar to an error value that results from the computers guess at the Navier-Stokes equation and represents the precision of the simulation. Many of the Navier-Stokes variables are input by the user such as the inlet pressures, boundaries, outlet types, and fluid properties. Next, the computer makes a guess at the velocity field for the system and checks the accuracy of its guess [8].

This cycle is referred to as a iteration. Iterations occur until the computers guesses reach the user defined convergence point. Once that is accomplished, the user can examine the velocity field for flow rates, pressures, energy transfers, and many other important characteristics. For this project, the pressure into and out of the system was examined. However to use Fluent, a finite element grid or mesh of the geometry was needed.

Packaged with Fluent is a program called Gambit. Gambit is a CAD (computer aided design) program that allows a user to generate a model and then section it into small control volumes for use in Fluent. The accuracy of the Fluent simulations are critically tied to this program because Gambit is responsible for how many analysis points are placed in the model. Simply, put the higher number of volumes, because the higher volumes can make more the accurate. This also has a down side because with more volumes, comes longer iteration time. Moreover, this can sometimes exceed the computers available memory and computational abilities.

This research explores the behavior of a fluid that is subjected to a force and the flow pattern that is resulted. Basic mechanisms need to be understood before Fluent can be used because Fluent requires the user to input the external constraints and set up the simulation environment. To produce a fluid flow, a difference in pressure between the inlet and each outlet is required.

The governing equations of the sound waves through the duct are the mass continuity equation, equilibrium equation and energy equation. Generally, the equation of motion governs fluid flow is well known as the Navier-Stokes equation. Most researches on fluid dynamics are mostly dedicated to get the solutions of this equation with particular boundary conditions, because of difficulties in obtaining exact solutions for this kind of nonlinear equation [9].

The fluid characteristic by two parameters, fluid velocity and fluid density and the behavior of fluid flow obeys two laws, for instance the conservation of mass and the conservation of momentum. The conservation of mass means the initial and the final masses should remain the same. Let consider a finite volume () of fluid with A is a closed surface of the finite volume. The mass of fluid using a finite volume is $\int_{cv} \rho d$, the mass of fluid through a closed surface is $\int_{cs} \rho d$. The conservation of mass means that the incoming and outgoing flux of fluid are conserved per unit time in a finite volume.

2.2. Two and Three Dimensional Model of PAM

The grid model of PAM with a basilar membrane is shown in Figure 1. The PAM is one of Microelectromechanical System (MEMS) device. In this study, the frequency selectivity of the PAM can be investigated using computational fluid dynamics (CFD) and structural analysis. Simulation model of the PAM consists of two cochlear ducts both filled with liquid. In the middle of the ducts there is a basilar membrane. The membrane separates the ducts as shown in Figure 1. The shape of basilar membrane is trapezoidal and the mechanical impedance changes along the longitudinal direction. The acoustic pressure is applied to the liquid from the inlet region, the membrane will be oscillated due to the fluid-structure interaction and it works as a so-called variable wave guide. In order to clarify the characteristics of frequency selectivity, the fluid flow and the vibration of the membrane are studied based on the numerical simulation.

We use the 2D and 3D models of the artificial cochlear in this calculation. The inlet position of 2D and 3D model are located at side of the membrane, respectively. The flow in the cochlear ducts modeled as Newtonian, compressible, laminar and unsteady liquid flow based on the Navier-Stokes equations. Surface of the membranes are treated as non-slip and rigid wall. Equation of state relate the other variables to the two state variables, if we use ρ and T as state variables we have state equations for pressure p and specific internal energy i, $p = p(\rho, T)$ and $i = i(\rho, T)$, for perfect gas the following, equation of state are useful, $p = \rho R T$ and $i = c_v T$ [6].


$$P_{abs} = P_{op} + P_{gauge} \quad \rho = \frac{P_{op} + P_{gauge}}{R_o \cdot T} \quad (1)$$

The compressible fluid flows, the equations of state provide the linkage between the energy equation on the one hand, and mass conservation and momentum equations on the other. Without density variation there is no linkage between the energy equation and the mass conservation and momentum equations. The basic equations are numerically solved using Fluent 6.3.26.

Acoustic pressure pulse applied from the inlet to effectively analyze the response at various frequencies. The width and the magnitude of the pulse define are 20 μ s and 0.002 Pa, respectively, where the pulse includes waves at all of the audible frequencies from 20 Hz to 20 kHz. The spatial distribution of acoustic pressure at a certain frequency obtained from the frequency spectrum of the acoustic pressure.

The meshing work for the geometry of the duct was done with Gambit 2.4.6 in 3-D analyses. Grid refinement was performed according to the concentration gradient within the module geometry. The final result represented the result after completing grid refinement and grid independence. The pressure and momentum discretization schemes are second-order accurate, for time integration process, first order implicit method used [14].

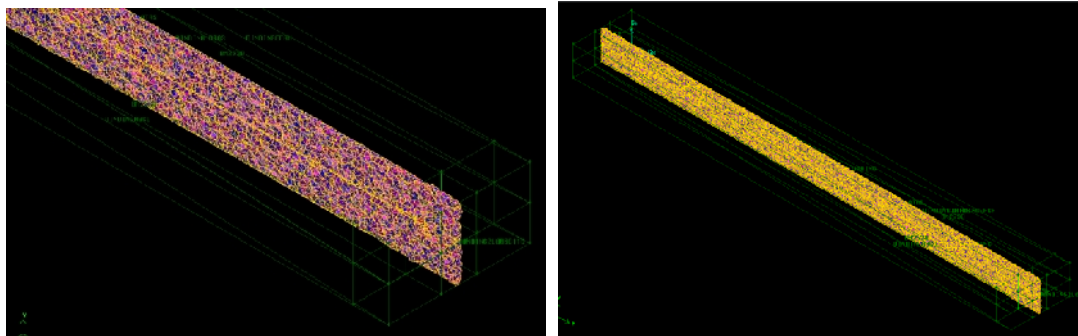
In this paper, we develop the model of artificial cochlea using plate bending theory and simulation were based on the commercial CFD software, Fluent 6.3.26 and Gambit 2.4.6. The geometry of the duct consist of 1 one-sided blocks of quadrilateral elements for 2D model and tetrahedral elements for 3D model respectively, using map-type mesh and was exported to Fluent®. In this block, there are 31,903 nodes, 63,222 faces for 2D model and 188,796 nodes, 2,015,880 faces for 3D model. In this study we set the flow as compressible flow and we do not use the turbulence flow because the exploration times are relatively short. Thus we consider the following assumptions related to the fluid flow domain, the fluid is a continuous medium, Newtonian, gravity is neglected and the flow is laminar. There are three positions of measurement, inlet, middle and outlet regions as shown in Figure 1 (a) ~ (c).



(a) Trapezoidal Grid Design (b) Basal Grid (c) Apex Grid

Figure 1 Grid structure (a) Trapezoidal grid design (b) basal grid (c) apex grid

Figure 1 and 2 show the mesh and the grid of the duct model with the basilar membrane in the middle and center of the cochlear duct.



(a) Part (b) Full

Figure 2. Mesh at the center of the duct model (a) part (b) full

The volume statistic for the modeling and simulations are shown,

Table 1. Volume statistic for modeling and simulations

Type	Grid check 2D Model	Grid check 3D Model
Domain Extents: • x-coordinate • y-coordinate • z-coordinate	min (mm) =0.000e+000, max (mm) = 30 min (mm) =0.000e+000, max (mm) = 20 - -	min (mm) = 0.000e+000, max (mm) = 30.000e+000 min (mm) = 0.000e+000, max (mm) = 20.000e+000 min (mm) = 0.000e+000, max (mm) = 40.000e+000
Volume Statistic: • min. volume • max volume	2.448890e-007 (mm ²) 7.943498e-003 (mm ²)	1.571e-006 (mm ³) 4.560e-004 (mm ³)
Face area statistics : • min face area • max face area	2.000000e-005 (mm) 4.766194e-001 (mm)	8.319e-005 (mm ²) 1.339e-002 (mm ²)
Residual Criteria	1e-005 (continuity, velocity) and 1e-006 (Energy)	1e-005 (continuity, velocity) and 1e-006 (Energy)

Water-liquid is used in this simulation, this assumption based on the liquid fluid inside the cochlea is endolymph that almost same with water characteristic. The detail information about this fluid as shown in table below,

Material Properties,

Table 2. Characteristic of fluid : water-liquid (fluid)

Property	Units	Method	Value(s)
Density	kg/m ³	user-defined	(superfluid_density)
Cp (Specific Heat)	j/kg-k	constant	4182
Thermal Conductivity	w/m-k	constant	0.60000002
Viscosity	kg/m-s	constant	0.001003
Molecular Weight	kg/kgmol	constant	18.0152
Speed of Sound	m/s	user-defined	(sound_speed)

Assumption in this simulation are,

- Fluid : Water – H₂O (liquid)
- Laminar Flow
- Density : UDF (Tait Equation)
- Pressure Inlet : 0.002 Pa – for 20e-006 s
- Number of time step : 400
- BM model : Non-slip and Rigid wall

- Bulk Modulus (water) : 2.2E+09 Pa
- Density water (at 1 atm) : 1000 kg/m³
- Pressure Operating : 101325 Pa
- Temperature Operating : 300 K

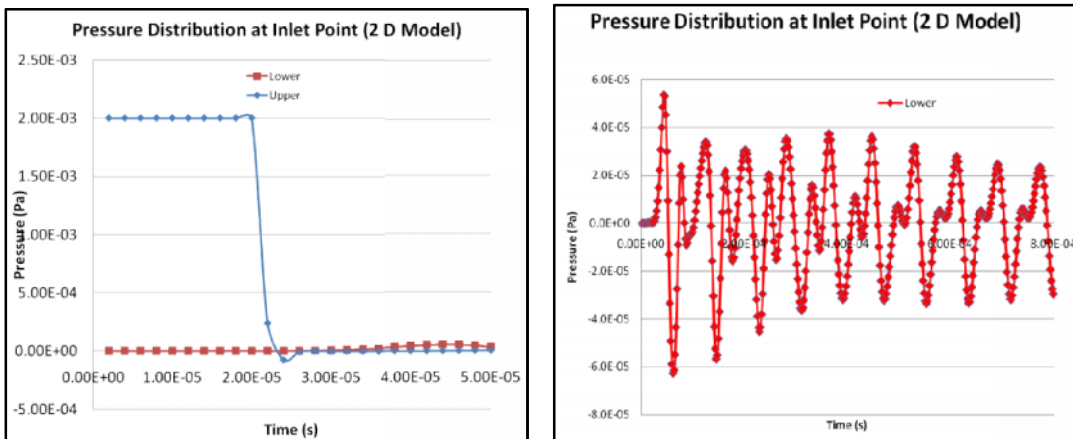
The criteria for convergence were 1.0×10^{-5} for continuity, velocity and energy. The time step size is determined to be 2.0×10^{-6} s and the total calculation time is 2.0×10^{-3} s.

- Input data :
 - 10 time step with 0 Pa for 2.0×10^{-5} seconds
 - 10 following time step using 0.002 Pa for 2.0×10^{-5} seconds
 - 980 following time step using 0 Pa until 2.0×10^{-3} seconds

3. RESULTS AND DISCUSSION

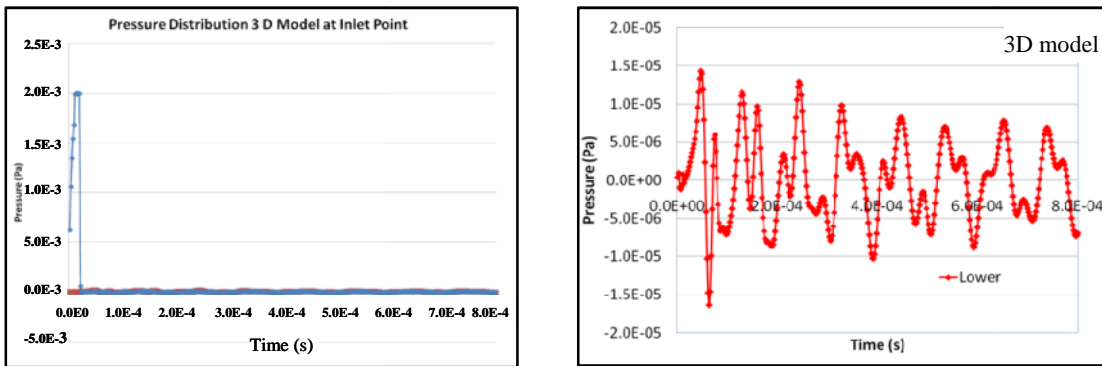
In this paper, the liquid in the duct model is modeled as non-viscous fluid. The flow is a laminar flow model which was controlled by pressure on the pressure-inlet option. The simulation models are 2 and 3 dimensional square mesh with cartesian coordinate. The density of the cochlear fluids that was filled into the duct is estimated using UDF. The simulation process is carried out using unsteady time dependent calculation.

Figure 3 show the pressure distribution at inlet region of 2D model. In this figure the pressure was given of $2.00E-05$ seconds, and the simulation running for $8.00E-04$ seconds.



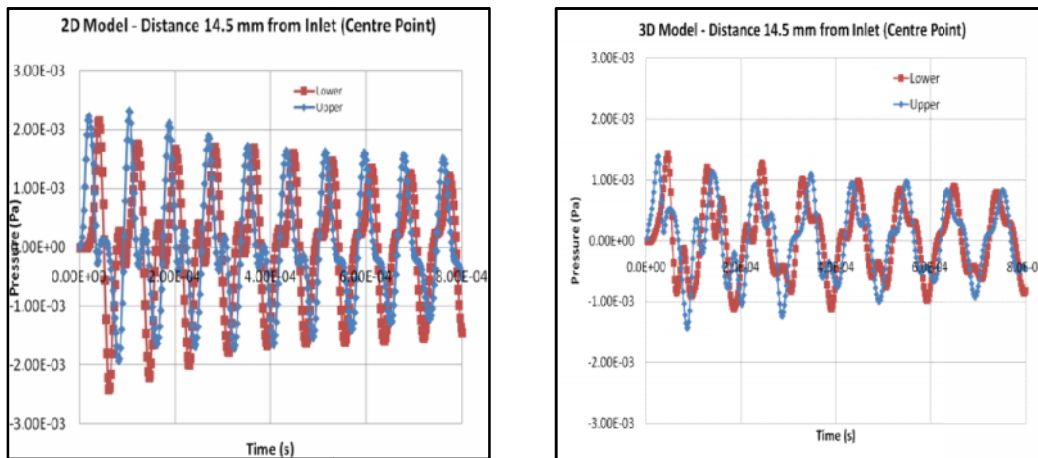
(a) Upper (b) Lower
Figure 3. Pressure distribution at inlet point 2D model (a) upper (b) lower

Figure 4 show the pressure distribution at inlet region of 3D model. The pressure is gave with same with 2Dmodel of $2.00E-05$ seconds. Based on the Figure 3 and 2, the magnitude of the pressure are explained that 2D model has bigger magnitude than 3D model, but generally the both pressure distribution of 2D and 3D model has almost the similar forms.



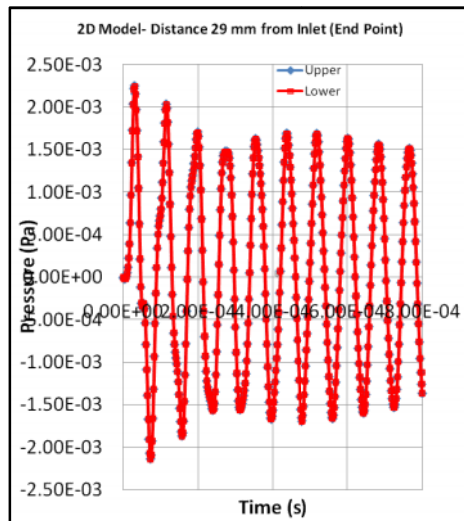
(a) Upper (b) Lower
 Figure 4. Pressure distribution at inlet point 3D model (a) upper (b) lower

Figure 5 show the pressure distribution of 2D and 3D model at the center point of the membrane. In the figure, magnitude of the pressure distribution using 3D model has lower than 2D model. The wavelength of the 2D model is shorter than 3D model, so the frequency at the center point of 2D model is higher than 3D model at the same conditions.

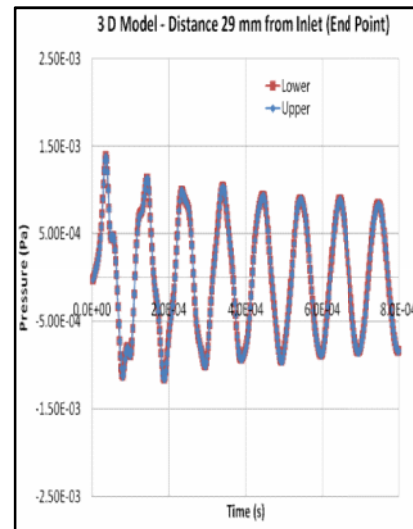


(a) 2D Model (b) 3D Model
 Figure 5. Pressure distribution at distance 14.5 mm (a) 2D and (b) 3D model

Figure 6 show the pressure distribution of 2D and 3D model at the end point of 29 mm from base point. 2D model has more period than 3D, this indicate that analysis using 2D model has higher frequency than 3D. It is caused by design of the model as dimension and amount of the grid different each other. The both graph of 2D and 3D showed to the periodical in oscillation with the value of the fluctuation that was not too big and the amplitude was tended to decrease exponentially.



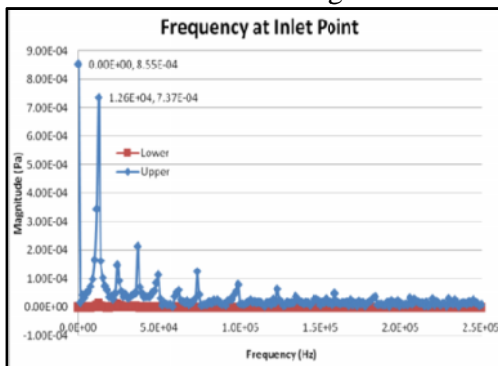
(a) 2D Model



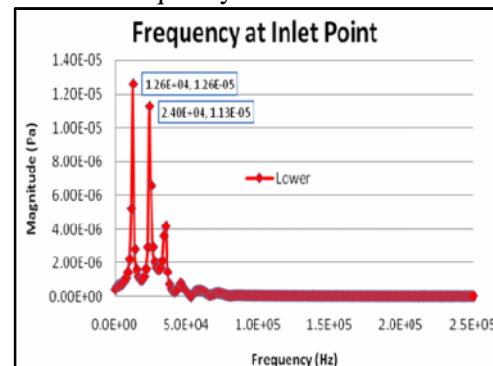
(b) 3D Model

Figure 6. Pressure distribution at distance 29 mm of (a) 2D and (b) 3D model

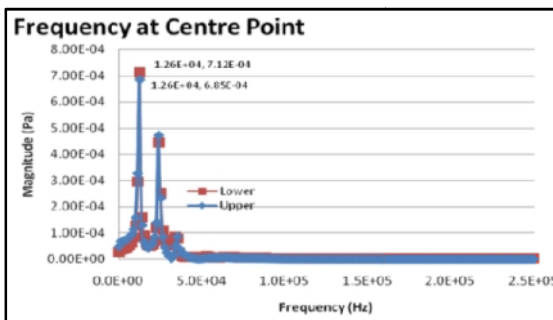
Figure 7 show spectral density of 2D model at (a) inlet – upper (b) inlet – lower (c) center point (d) end point. Frequency at the inlet-upper, inlet-lower, center point, and end point of the membrane are occurred at the same frequency of 12.6 kHz. This indicates that the analysis numerical of the membrane using 2D model has resonance frequency around 12.6 kHz.



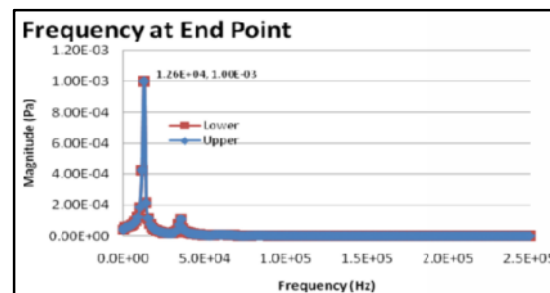
(a) Inlet - Upper



(b) Inlet - Lower



(c) Center Point



(d) End Point

Figure 7. Spectral density of 2D model (a) inlet – upper (b) inlet – lower (c) center point, and (d) end point

Figure 8 show spectral density of 3D model at (a) inlet – upper (b) inlet – lower (c) center point (d) end point. Frequency at the inlet-upper, inlet-lower, center point, and end point of the membrane are occurred at the same frequency of 10.1 kHz. This indicates that the analysis numerical of the membrane using 3D model has resonance frequency around 10.1 kHz during simulation of $8.00E-04$ second.

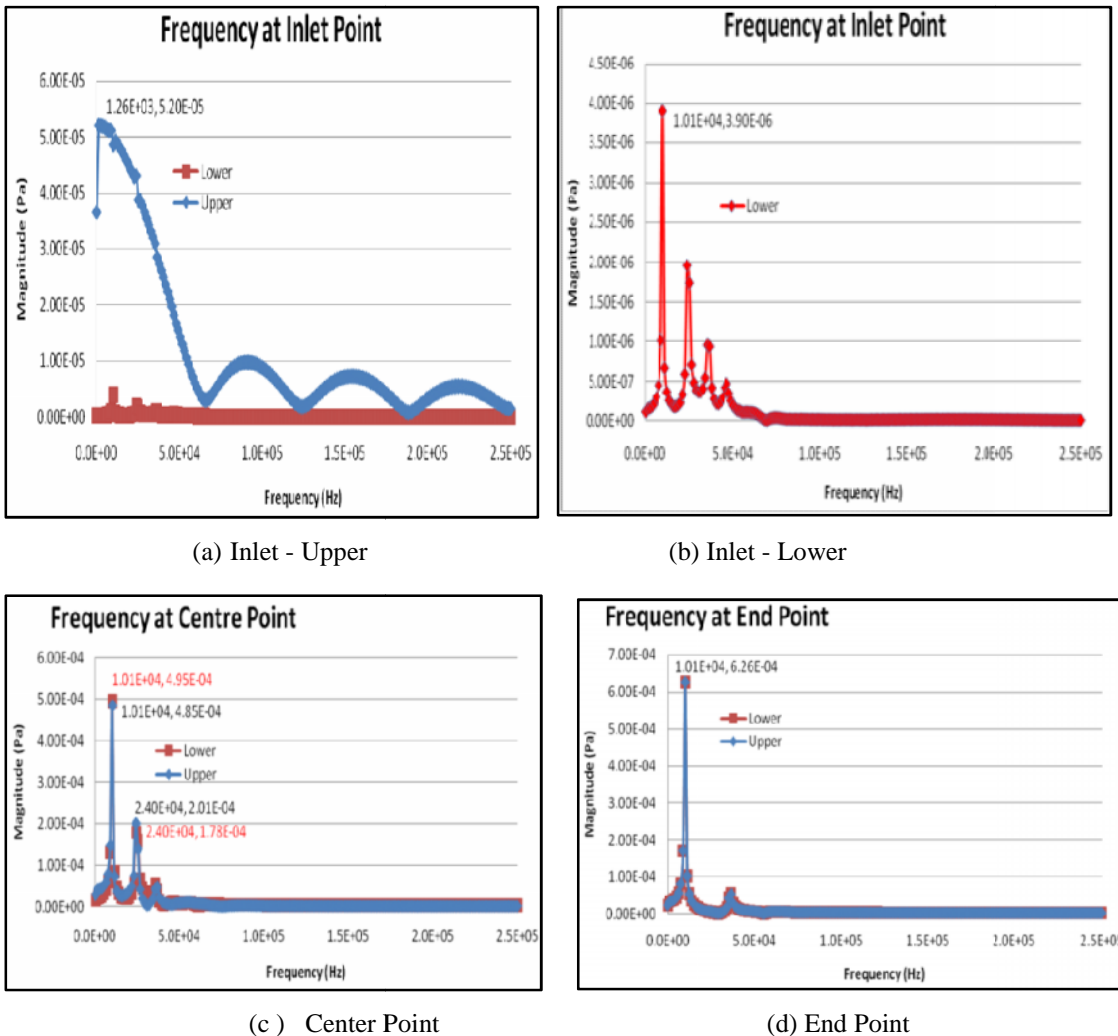


Figure 8. Spectral density of 3D model (a) inlet – upper (b) inlet – lower (c) center point, and (d) end point

4. CONCLUSIONS

It is considered that this phenomenon is caused by the local resonance frequency of the membrane which varies along the longitudinal direction due to its trapezoidal shape. Based on the numerical method developed here, the basic characteristic of the membrane is obtained. The result shows that the frequency selectivity of the membrane is detected on the membrane surface. This indicates that the analysis numerical of the membrane using 2D and 3D model is effective to predict the frequency selectivity. The resonance frequencies are detected in the 2D and 3D model of 12.6 kHz and 10.1 kHz, respectively. According to this result, the simulation program also can

be applied to predict the pattern of pressure distribution and pressure changing on the membrane. This prediction can be used for the next step using experimental method.

ACKNOWLEDGEMENTS

The author would like to acknowledge Kawano Laboratory members at Osaka University Japan and the support of LPPI Tarumanagara University.

REFERENCES

- [1] Békésy, von G., Current Status of Theories of Hearing, *Science*, 123 – 3201, 497 – 512, 1956.
- [2] Békésy, von G., *Experiments in Hearing*, Mc Graw Hill, New York, 1960.
- [3] Zwislocki, Josef J., *Auditory sound trans-mission: an autobiographical perspective*, Lawrence Erlbaum Associates Inc., New Jersey, USA, 2002.
- [4] Moller, Aage R., *Hearing, second edition : Anatomy, Physiology and disorders of the auditory system*, 2 nd edition, Elsevier, USA, 2006
- [5] Tu Jiyuan, Guan H. Yeoh, Chaogun Liu, *Computational Fluid Dynamics : A Practical Approach*, 1st Edition, Elsevier, USA, 2008.
- [6] Versteeg H K and Malalasekera W, *An Introduction to Computational Fluid Dynamics*, second Edition, British:Prentice Hall, 2007.
- [7] Batchelor G K, *An Introduction to Fluid Dynamics*, United States:Cambridge, 2007.
- [8] Ferziger Joel H., Peric, Milovan, *Computational Methods for Fluid Dynamics*, third rev. edition. Germany:Springer, 2002.
- [9] Ward A.J. – Smith, *Internal Fluid Flow- The Fluid Dynamics of Flow in Pipes and Ducts*, Great Britain: Pitman Press, 1980.
- [10] Fangyi Chen, Howard Cohen, Thomas G. Bifano, Jason Castle, Jeffrey Fortin, Christopher Kapusta, David C. Mountain, Aleks Zosuls, and Allyn E. Hubbar, *A hydromechanical biomimetic cochlea: Experiments and models*, *J. Acoust. Soc. Am.* Volume 119, Issue 1, pp. 394-405, 2006.
- [11] Liu Bo, Xiu L. Gao, Hong X. Yin, Shu Q. Luo, Jing Lu, *A Detailed 3D Model of The Guinea Pig Cochlea*, *Brain Struct Funct* (2007) 212:223-230, Springer-Verlag 2007.
- [12] Tanaka, K., M. Abe, S. Ando, *A novel mechanical cochlea "fishbone" with dual sensor/actuator characteristics*, *IEEE/ASME Transactions on Mechatronics* 3 (2) 98–105, 1998.
- [13] White R. D., K. Grosh, *Microengineered hydromechanical cochlear model*, *Proceedings of the National Academy of Sciences of the United States of America* 102 (5), 1296–1301, 2005.
- [14] Anderson J. David, *Computational Fluid Dynamics*, Mc Graw-Hill Science, 1995.
- [15] Steele, Charles R. and Taber, Larry A., *Comparison of WKB Calculations and Experimental Results for Three-Dimensional Cochlear Models*, *J. Acoustical Society of America*, 65(4), April 1979.
- [16] Wittbrodt, M., S. Puria, and C.R. Steele, *Developing a physical model of the human cochlea using micro-fabrication methods*, *Audiology and Neurotology* 11(2):104-112, 2006.

Authors

Harto Tanujaya received S.T., M.T., and Ph.D. degrees in Mechanical Engineering from Tarumanagara University (in 1996), University of Indonesia (in 1999) and Osaka University (in 2010), respectively. He is a lecturer and researcher at Tarumanagara University and his fields of research are includes artificial cochlea, vibrations, and computational fluid dynamics (CFD). Recently, his current research project is vibration of the artificial basilar membrane using specific materials.

