

PROSIDING

SEMINAR NASIONAL TEKNIK MESIN 6

B.1.8



Penemuan dan Inovasi Teknik Mesin Dalam
Pengembangan Industri Nasional

16 JUNI 2011

UNIVERSITAS KRISTEN PETRA
SURABAYA

Tim Editor:

Hariyo P. S. Pratomo, ST.,MPhil
Roche Alimin, ST.,MEng



Penerbit
JURUSAN TEKNIK MESIN
FAKULTAS TEKNOLOGI INDUSTRI
UNIVERSITAS KRISTEN PETRA
Jl. Siwalankerto 121-131 Surabaya 60236

PROSIDING SEMINAR NASIONAL TEKNIK MESIN VI
“Penemuan dan Inovasi Teknik Mesin dalam Pengembangan Industri Nasional”.
Surabaya, 16 Juni 2011

Hak Cipta © 2011 oleh SNTM VI
Jurusan Teknik Mesin
Universitas Kristen Petra

Dilarang mereproduksi, mendistribusikan bagian atau seluruh naskah publikasi ini dalam segala bentuk apapun tanpa seijin Jurusan Teknik Mesin Universitas Kristen Petra.

Dipublikasikan dan didistribusikan oleh:
Jurusan Teknik Mesin
Universitas Kristen Petra
Jl. Siwalankerto 121 – 131
Surabaya 60236
INDONESIA

ISBN: 978-979-25-4415-2

- MENGEMBANGKAN *PREDICTIVE MAINTENANCE ENGINE SHIPS* (ACHMAD ZUBAYDI)HAL 81
13. *OUSSAMA KHATIB'S OPERATIONAL SPACE FORMULATION FOR SERIAL ROBOTIC MANIPULATOR* (DANDY B. SOEWANDITO)HAL 82

KONVERSI ENERGI

14. EXPERIMENTAL AND ANALYTICAL STUDY OF DISPLACEMENT ARTIFICIAL BASILAR MEMBRANE (ABM) PROTOTYPE (HARTO TANUJAN)HAL 82
15. PERFORMANCE TEST ON VAC SYSTEM OF UPS BUILDING (TOPIK SUPRIYONO)HAL 83
16. SINTESIS BAHAN KERAMIK BERBASIS ABU TERBANG HASIL INSINERASI SAMPAH (ATHANASIVUS P. BAYUSENO)HAL 90
17. ANALISIS REGRESI METODE PARAMETRIK PADA KARAKTERISASI BEEHIVE COOLING PENDINGINAN TERHADAP BIAYA PEMBUATAN DALAM DESAIN COOLING STORAGE MENGGUNAKAN PANEL SURYA (BONI SENA)HAL 91
18. PENGUJIAN KARAKTERISTIK PERPINDAHAN PANAS DAN FAKTOR GESEKAN PADA PENUKAR KALOR PIPA KONSENTRIK DENGAN *HALF LENGTH* DAN *FULL LENGTH TWISTED TAPE INSERT* (TRI ISTANTO)HAL 92
19. SIMULASI NUMERIK UNTUK PERPINDAHAN PANAS KONVEKSI ALIRAN UDARA DI SEKITAR *OBSTACLE* BERBENTUK PERSEGI PANJANG (EKADARSI A. HANDOYO)HAL 93
20. UJI EXPERIMENTAL ROTOR *HELICAL SAVONIUS* DIBANDINGKAN DENGAN ROTOR SAVONIUS (MOHAMMAD ALEXIN PUTRA)HAL 94
21. PRESSURE DROP ALIRAN DIDALAM *RECTANGULAR ELBOW 90°* DENGAN *GUIDE VANE* PADA $Re = 140000$ (SUTARDI)HAL 95
22. APLIKASI SISTEM DUAL FUEL BENSIN DAN SYN GAS HASIL GASIFIKASI BIOMASSA PADA MOTOR BENSIN STASIONER UNTUK PEMBANGKITAN LISTRIK (BAMBANG SUDARMANTA)HAL 96
23. ANALISA KEGAGALAN KEBOCORAN PIPA 8 INCHI PADA INSTALASI PENGOLAHAN GAS ALAM (BENY BANDANADJAJA)HAL 97
24. ANALISA TEORITIS POMPA KALOR TEMPERATUR TINGGI BERBANTUAN PEMANAS ENERGI SURYA (DJUANDA)HAL 98

EXPERIMENTAL AND ANALYTICAL STUDY OF DISPLACEMENT OF ARTIFICIAL BASILAR MEMBRANE (ABM) PROTOTYPE

Harto Tanujaya

Jurusan Teknik Mesin, Fakultas Teknik

Universitas Tarumanagara

Jl. Letjen S. Parman No. 1, Jakarta 11440

Email: hart_tan18@yahoo.com, harto@tarumanagara.ac.id

Abstract

In this research, we report and analyze the prototype of artificial basilar membrane (ABM) which works using sinusoidal wave and also various frequency. Design and dimension of the prototype was chosen using trapezoidal shape with 30 mm length and 2 mm to 4 mm width. Experimentally, the vibration of artificial basilar membrane is measured using Laser Doppler Vibrometer (LDV). The main result, the resonance frequencies of the prototype of ABM are showed can be reached in the range of human audio, between 20 Hz to 20 kHz.

Keywords: Artificial basilar membrane, cochlea, resonance frequency, frequency selectivity

1 INTRODUCTION

Hearing is one of the important sense of human to interact each others. One of the important organ of hearing is cochlea. Cochleae are located in the inner ear. In the normal hearing, sound wave from the environment outside the outer ear, travel through the ear canal and strike the eardrum. Vibration of this eardrum causes the three bones that are located in the middle ear vibrate, this vibration will cause the fluid in the cochlear duct fluctuate which are influence the basilar membrane to oscillated [1]. The basilar membrane is one of membrane in the cochlea. This membrane is worked as the frequency selectivity of the sound wave.

At present, the deafaid of cochlear implant consists of two parts, there are implantable stimulating electrodes and an extracorporeal device which are necessary tools in this system. Implantable stimulating electrodes consist of receiver and electrodes. In the extracorporeal device, there are batteries, processor and microphone as shown in Fig 1. This condition is inconvenient for the user. This situation motivates us to develop a fully self contained artificial cochlea. In this research, we report and analyze a prototype of artificial basilar membrane (ABM) analytical and experimental-ly. The ABM is one of the important part in the artificial cochlea.

2 MECHANICAL MODEL AND METHODOLOGY

The actual shape of the cochlea is coiled and has a little more than 2.5 turns [2]. With the purpose of the modeling and simplifying the model of the biologi basilar membrane, the prototype of ABM can be unwrapped. Figure 2 shows the model geometric of ABM prototype. In the figure of cross section A-A, there are two channels upper and lower side of the membrane which are considered as like a scala vestibule and a scala tympani in biologi cochlea. Those channels are

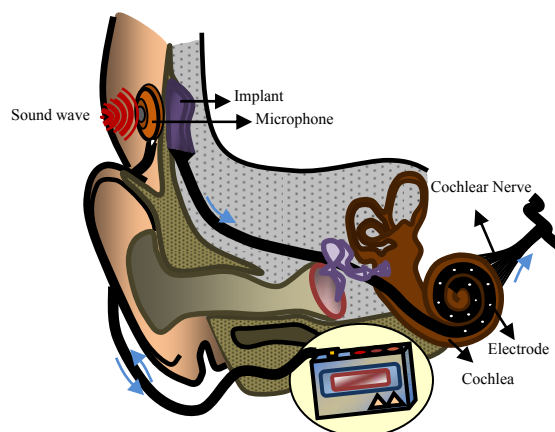


Figure 1. Present Implantable Cochlear

separated by a flexible membrane structure corresponding to the prototype of ABM.

Thickness of the ABM prototype is 40 μm with the PVDF material. The shape of the membrane is trapezoidal channel with the width of the channel is proportional 2 mm to 4 mm with 30 mm along longitudinal direction as shown in figure 2. The Young's modulus and density of the membrane are 4 GPa and 1790 kg/m^3 respectively. The acoustic wave is generated using a speaker (FORTEX, Japan). Distance between speaker and the prototype is 120 mm. Voltage of the speaker is adjusted using function generator to get the constant sound pressure at 75 and 80 dB. The frequency is controlled from 3 kHz to 20 kHz.

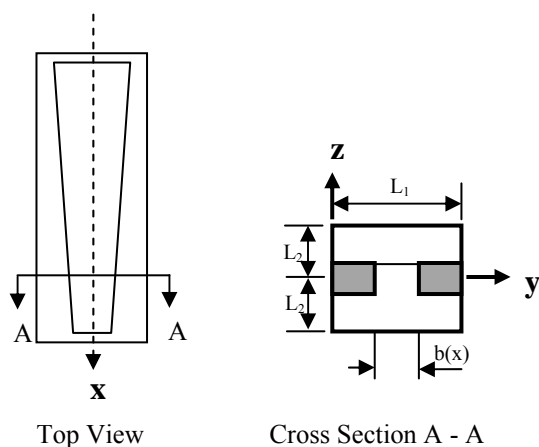


Figure 2. Model geometric of the artificial basilar membrane prototype

The vibration is measured using laser Doppler vibrometer (LDV) to measure the frequency-dependence of the oscillation of ABM prototype. Lower resonance frequency is expected at the wider side, whereas larger one is at narrower one [3].

3 RESULTS AND DISCUSSIONS

Kirchhoff's hypotheses are fundamental assumptions in the development of linear, elastic, small-deflection theory for the bending of thin plates [4].

The vibrating of the ABM prototype can be predicted by the thin plate bending model. The direction of the shearing force and balance of the moment bending are shown in figure 3.

Method of Wentzel Kramer Brillouin (WKB) also was used to solve the equations of the mechanism in ABM problem where parameters

vary slowly compared to the wavelength of oscillations. Solution of the vibration on ABM response is assumed with slowly varying amplitude. Interaction between the fluid and ABM is governed by linearized Euler equation. Asymptotic expansions are used in analysis to describe the behavior of a function in a limiting situation. Based on the plate bending theory, the basic equation of displacement of the ABM can be predicted using,

$$\frac{Eh^3}{12(1-\nu^2)} \left(\frac{\partial^4 w}{\partial x^4} + 2 \frac{\partial^2 w}{\partial x^2 \partial y^2} + \frac{\partial^4 w}{\partial y^4} \right) + \rho h \frac{\partial^2 w}{\partial t^2} = 0 \quad (1)$$

Parameters,

w : Displacement	[m]
E : Young's modulus	[4 GPa]
h : Thickness of membrane	[40 μ m]
ρ : Density	[1790 kg/m ³]
ν : Poisson's ratio	[0.3]

Figure 4 shows the shape of the experimental data graph of the single cross mode. In that graph the gradient line is showed along of the side of the ABM, this indicate that the vibration of the membrane have two gradient boundary conditions at the left and right side of the ABM prototype.

Figure 5 shows contour map of the ABM prototype at frequency 9000 Hz. The biggest magnitudes are occurred at the distance 19 mm from the narrower one.

Figure 6 shows the resonance frequencies along of the ABM at 75 and 80 dB. Distribution of the resonance frequency at the both experiment are around the teoretical resonance frequency line. It

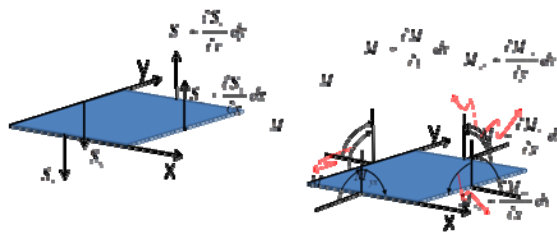


Figure 3. Direction of the shearing force and balance of the moment bending

is explain that the comparison between frequency selectivity and local resonance frequency based on the plate bending theory solved by WKB asymptotic method reasonable. The results of both experiment also show that the local resonance frequency on the ABM prototype has a small change at the several point.

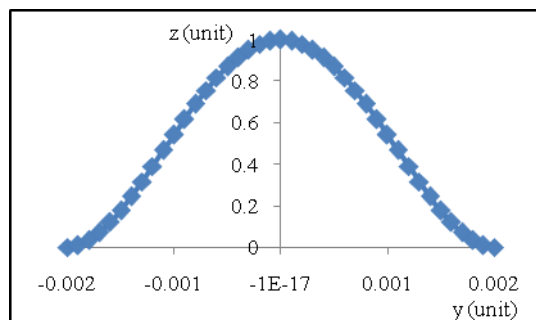


Figure 4. Shape of the Experimental Graph of the Single Cross Mode

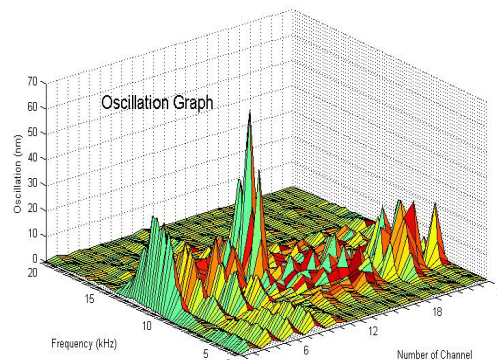


Figure 5. Contour map of the ABM prototype Resonance frequency at 9 kHz

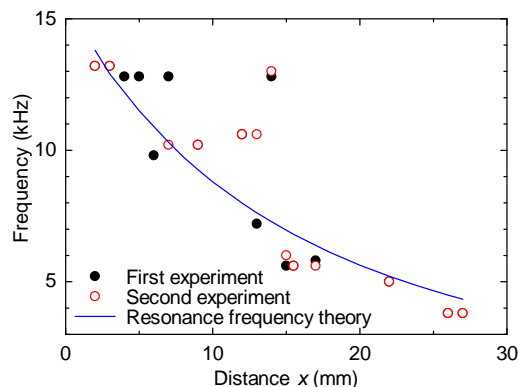


Figure 6. Resonance frequency along of the ABM at 75 dB - first experiment and 80 dB - second experiment

4 CONCLUSIONS

Distribution of the resonance frequency value of ABM showed around the theory line. This indicate that the resonant frequency theory can be used in this experiment.



The frequency selectivity is occurred by the local resonance of the oscillation of the ABM. The prototype of ABM realizes the frequency selectivity in the range of audible frequency. The frequency of the ABM increases from 3 kHz ~ 12 kHz with decreasing the position of x.

ACKNOWLEDGEMENT

Thanks to the Kawano Laboratory members, Osaka University – Japan.

REFERENCES

- [1] Zwislocki, Josef J., *Auditory sound transmission: an autobiographical perspective*, Lawrence Erlbaum Associates Inc., New Jersey, USA, 2002.
- [2] Moller, Aage R., *Hearing, second edition : Anatomy, Physiology and disorders of the auditory system*, 2 nd edition, Elsevier, USA, 2006
- [3] Tanujaya, H., Shintaku,H., Kanbe,T., Nakamoto,Y., Kawano,S., Nakagawa,T. and Ito,J., *Development of Artificial Cochlea Using Microfabrication Method Based on P(VDF-TrFE)*, Proceeding of The Sixth International Conference on Flow Dynamics, pp. 270-271, November 4 – 6, 2009.
- [4] Ventsel E. and T.Krauthammer, *Thin Plates & Shells: Theory, Analysis & Applications*, Marcel Dekker, Inc., NY, 2001.

