

**3<sup>rd</sup> International Conference on Engineering of Tarumanagara**  
**“SMART ENGINEERING FOR FUTURE CITIES”**  
Jakarta, 04-05 October 2017

# PROCEEDING

**FACULTY OF ENGINEERING**  
**TARUMANAGARA UNIVERSITY**

Main Building, Campus I, Jl. Letjen S. Parman No 1, Jakarta Barat  
Jakarta 11440 - Indonesia



**UNTAR**  
Tarumanagara University



# **PROCEEDING**

**THE 3<sup>rd</sup> INTERNATIONAL CONFERENCE ON ENGINEERING OF  
TARUMANAGARA (ICET) 2017**

**“SMART ENGINEERING FOR FUTURE CITIES”**

**JAKARTA, OCTOBER 4<sup>th</sup> -5<sup>th</sup> 2017**

**FACULTY OF ENGINEERING  
UNIVERSITAS TARUMANAGARA**

**PROCEEDING**

**THE 3<sup>rd</sup> INTERNATIONAL CONFERENCE ON ENGINEERING OF  
TARUMANAGARA (ICET) 2017**

**“SMART ENGINEERING FOR FUTURE CITIES”**

JAKARTA, OCTOBER 4<sup>th</sup> -5<sup>th</sup> 2017

**Editor:**

Dr. Eng. Titin Fatimah, S.T., M.Eng

Dr. Steven Darmawan, S.T., M.T.

Meirista Wulandari, S.T., M.Eng.

**Published by:**

Faculty of Engineering, Universitas Tarumanagara

Jl. Let. Jen. S. Parman no 1 Jakarta 11440

Telp/fax (021) 5663124 – 5672548 / (021) 5663277

Email: [icet@ft.untar.ac.id](mailto:icet@ft.untar.ac.id)

Website: <http://icet.untar.ac.id>

July 2018

ISBN: 978-602-71459-8-6

ISBN 978-602-71459-8-6



All rights reserved

## LIST OF REVIEWERS

1.	Harto Tanujaya, Ph. D.	Universitas Tarumanagara,Indonesia (Chair)
2.	Prof. Satoyuki Kawano	Osaka University, Japan
3.	Prof. Robert Vale	Victoria University of Wellington, New Zealand
4.	Prof. Brenda Vale	Victoria University of Wellington, New Zealand
5.	Dr-Ing. A. Rugerri Toni L.	Karlsruhe Institut für Technologie, Karlsruhe Germany
6.	Dr. Sie Teng Soh	Curtin University, Australia
7.	Dr. Thomas Marconi	Delft University of Technology (TU Delft), The Netherlands
8.	Prof. Yahaya Ahmad	University of Malaya, Malaysia
9.	Prof. Mohd. Zulkifly B. Abdullah	Universiti Sains Malaysia, Malaysia
10.	Prof. Zaidi Mohd. Ripin	Universiti Sains Malaysia, Malaysia
11.	Dr. Ing. Joewono Prasetijo	Universiti Tun Hussein Onn, Malaysia
12.	Dr. Bambang K. Hadi	Bandung Institute of Technology, Indonesia
13.	Prof. Jamasri	University of Gadjah Mada, Indonesia
14.	Prof. Eddy S. Siradj.	University of Indonesia, Indonesia
15.	Prof. I Gusti Bagus Wijaya Kusuma	Udayana University, Indonesia
16.	Prof. Kuncoro Diharjo	Sebelas Maret University, Indonesia
17.	Prof. I Nyoman Pujawan	Institut Teknologi Sepuluh November, Indonesia
18.	Prof. Hadi Sutanto	Atma Jaya Catholic University of Indonesia, Indonesia
19.	Prof. Agustinus Purna Irawan	Universitas Tarumanagara, Indonesia
20.	Prof. Chaidir A. Makarim	Universitas Tarumanagara, Indonesia
21.	Prof. Leksmono S. Putranto	Universitas Tarumanagara, Indonesia
22.	Tjandra Susila, Ph.D	Universitas Tarumanagara, Indonesia
23.	Dr. Parino Rahardjo, MM	Universitas Tarumanagara, Indonesia
24.	Dr. Danang Priatmodjo	Universitas Tarumanagara, Indonesia
25.	Dr. Adianto	Universitas Tarumanagara, Indonesia
26.	Dr. Naniek Widayati	Universitas Tarumanagara, Indonesia
27.	Dr. M. Sobron Lubis	Universitas Tarumanagara, Indonesia
28.	Dr. Lamto Widodo	Universitas Tarumanagara, Indonesia
29.	Dr. Wati A. Pranoto	Universitas Tarumanagara, Indonesia
30.	Ir. Hadian S Utama, MSEE	Universitas Tarumanagara, Indonesia
31.	I wayan Sukania, ST., MT	Universitas Tarumanagara, Indonesia
32.	Wilson K, ST.,MT	Universitas Tarumanagara, Indonesia
33.	Dr. Titin Fatimah	Universitas Tarumanagara, Indonesia
34.	Ir. Priyendiswara .A , MCom	Universitas Tarumanagara, Indonesia
35.	Ir. Sylvie Wirawati, MT	Universitas Tarumanagara, Indonesia
36.	Ir. Liong Ju Tjung, MSc	Universitas Tarumanagara, Indonesia
37.	Ir. Endah Setyaningsih, MT	Universitas Tarumanagara, Indonesia



## SCIENTIFIC COMMITTEE

1.	Harto Tanujaya, Ph. D.	Universitas Tarumanagara, Indonesia (Chair)
2.	Prof. Satoyuki Kawano	Osaka University, Japan
3.	Prof. Robert Vale	Victoria University of Wellington, New Zealand
4.	Prof. Brenda Vale	Victoria University of Wellington, New Zealand
5.	Dr-Ing. A. Rugerri Toni L.	Karlsruhe Institut für Technologie, Karlsruhe Germany
6.	Dr. Sie Teng Soh	Curtin University, Australia
7.	Dr. Thomas Marconi	Delft University of Technology (TU Delft), The Netherlands
8.	Prof. Yahaya Ahmad	University of Malaya, Malaysia
9.	Prof. Mohd. Zulkifly b. Abdullah	Universiti Sains Malaysia, Malaysia
10.	Prof. Zaidi Mohd. Ripin	Universiti Sains Malaysia, Malaysia
11.	Dr. Ing. Joewono Prasetijo	Universiti Tun Hussein Onn, Malaysia
12.	Dr. Bambang K. Hadi	Bandung Institute of Technology, Indonesia
13.	Prof. Jamasri	University of Gadjah Mada, Indonesia
14.	Prof. Eddy S. Siradj.	University of Indonesia, Indonesia
15.	Prof. I Gusti Bagus Wijaya Kusuma	Udayana University, Indonesia
16.	Prof. Kuncoro Diharjo	Sebelas Maret University, Indonesia
17.	Prof. I Nyoman Pujawan	Institut Teknologi Sepuluh November, Indonesia
18.	Prof. Hadi Sutanto	Atma Jaya Catholic University of Indonesia, Indonesia
19.	Prof. Agustinus Purna Irawan	Universitas Tarumanagara, Indonesia
20.	Prof. Chaidir A. Makarim	Universitas Tarumanagara, Indonesia
21.	Prof. Leksmono S. Putranto	Universitas Tarumanagara, Indonesia
22.	Tjandra Susila, Ph.D	Universitas Tarumanagara, Indonesia
23.	Dr. Parino Rahardjo, MM	Universitas Tarumanagara, Indonesia
24.	Dr. Danang Priatmodjo	Universitas Tarumanagara, Indonesia
25.	Dr. Adianto	Universitas Tarumanagara, Indonesia
26.	Dr. Naniek Widayati	Universitas Tarumanagara, Indonesia
27.	Dr. M. Sobron Lubis	Universitas Tarumanagara, Indonesia
28.	Dr. Lamto Widodo	Universitas Tarumanagara, Indonesia
29.	Dr. Wati A. Pranoto	Universitas Tarumanagara, Indonesia
30.	Ir. Hadian S Utama, MSEE	Universitas Tarumanagara, Indonesia
31.	I Wayan Sukania, ST., MT	Universitas Tarumanagara, Indonesia
32.	Wilson Kosasih, ST., MT	Universitas Tarumanagara, Indonesia
33.	Dr. Eng. Titin Fatimah	Universitas Tarumanagara, Indonesia
34.	Ir. Priyendiswara A., MCom	Universitas Tarumanagara, Indonesia
35.	Ir. Sylvie Wirawati, MT	Universitas Tarumanagara, Indonesia
36.	Ir. Liong Ju Tjung, MSc	Universitas Tarumanagara, Indonesia
37.	Ir. Endah Setyaningsih, MT	Universitas Tarumanagara, Indonesia

## ORGANIZING COMMITTEE

- Chair** : Dr. Eng. Titin Fatimah, S.T., M.Eng
- Vice Chairman** : Dr. Steven Darmawan S.T., M.T.
- Secretariat** : M. Agung Saryatmo, S.T., M.M., M.T.  
Meirista Wulandari, S.T., M.Eng.  
Regina Suryadjaja, S.T., M.T.  
Nadia Ayu Rahma Lestari, S.T.  
Wahyu Perdana, S.H. M.H.  
Euis Susanty, S.H.  
Theresia Purba, Amd.
- Treasurers** : I Wayan Sukania, S.T., M.T.  
Palar Kelana H, S.E.  
Henny Damayanti P, S.E.
- Technical Paper** : Harto Tanujaya, S.T., M.T., Ph. D.  
Lithrone Laricha S., S.T., M.T.  
Lucia Indah, S.T. M.Arch.  
Dr. M. Sobron Lubis, M.Sc.  
Joni Fat, M.E.  
Ir. Arianti Sutandi, M.Eng.  
Wahyu Kusuma Astuti, S.T., M.Sc.
- Publication and Documentation** : Wilson Kosasih, S.T., M.T.  
Suraidi, S.T., M.T.  
Theresia Budi Jayanti, S.T., M.Sc.  
Rio Sanjaya, S.T.  
Sugiyanto, A.R.  
Johnsen F.,  
Tommy Wibowo, S.Kom.,  
Kevin  
Hendry

## Technical Supports

: Ir. Arianti Sutandi, M.Eng.  
Klara Puspita Indrawati, S.T., M.Ars.  
Agnatasya Listianty M, S.T., M.Sc.  
Wahyu Kusuma Astuti, S.T., M.Sc.  
Nafi'ah Solikhah, S.T., M.T.  
Andi Surya, S.T., M.Ars.  
Ir. Niluh Putu Shinta E.S., M.T.  
Denny Husin, S.T., MA H&U  
Ir. Dewi Ratnaningrum, M.M.  
Ir. Diah Anggraini, M.Si.  
Arif Sandjaya, S.T., M.T.  
Joni Fat, S.T., M.E.  
Sintia Dewi, S.T., M.T.  
Didi W. Utama, S.T., M.T.  
Amir Syarifudin, S.E.  
Iswanto, SAB.  
Aryadi  
Ismail Aji  
Euis Susanty, S.H.  
Muhammad Nur



## ICET 2017 CONFERENCE PROGRAM

### Day 1: Wednesday, October 4<sup>th</sup>, 2017

	Time	Activity
1	08.00-08.30	Registration + coffee break
2	08.30-09.30	Opening ceremony - Opening remarks from ICET 2017 chairperson - Opening remarks from the Dean of Engineering Faculty - Opening remarks from the Rector of Universitas Tarumanagara
3	09.30-12.00	Keynote Speaker I Prof. Dr. Stephen Cairns, Program Director of the Future Cities Laboratory, ETH Zurich <i>“Urban Transformations in Asia: Responsive Knowledge Strategies, Design Scenario, and Action Plans”</i>
		Keynote Speaker II Prof. Dr. Tech. Ir. Danang Parikesit, M.Sc. (Professor of Transportation Planning and Engineering UGM, Chair – Transportation Technical Committee, National Research Council) <i>“Updates on The Progress of Intelligent Transportation System for Indonesian Urban Areas”</i>
		Discussion (moderator: Dr. Danang Priatmodjo)
4	12.00-13.00	Lunch break
5	13.00-15.00	Parallel session I
6	15.00-15.15	Coffee break
7	15.15-17.00	Parallel session II

### Day 2: Thursday, October 5<sup>th</sup>, 2017

	Time	Activity
1	08.00-08.30	Registration + coffee break
2	08.30-10.30	Parallel session III
3	10.30-10.45	Coffee break
4	10.45-12.15	Parallel session IV
5	12.15-12.30	Closing
6	12.30-end	Lunch break

Note :

- Opening ceremony and plenary session: Main Building, Auditorium 3rd floor
- Parallel session: Main Building, 14<sup>th</sup> floor

## TABLE OF CONTENTS

LIST OF REVIEWERS.....	iii
FOREWORDS RECTOR OF UNIVERSITAS TARUMANAGARA.....	v
FOREWORDS DEAN OF FACULTY OF ENGINEERING.....	vii
FOREWORDS CHAIRMAN OF THE ORGANIZING COMMITTEE.....	ix
SCIENTIFIC COMMITTEE.....	x
ORGANIZING COMMITTEE.....	xi
ICET 2017 CONFERENCE PROGRAM.....	xiii
TABLE OF CONTENTS.....	xiv
PAPERS	

### LIST OF PAPERS

ID	TITLE	PAGE
2	<b>DEVELOPMENT INFORMATION SYSTEMS OF FREIGHT FORWARDING WITH AGILE SDLC</b> <i>Johanes Fernandes Andry</i>	1-10
3	<b>A STUDY ON CULTURAL LANDSCAPE CONSERVATION OF SUBAK IN GIANYAR REGENCY, BALI, INDONESIA</b> <i>Titin Fatimah</i>	11-17
6	<b>EVALUATION AND MULTI-OBJECTIVE OPTIMIZATION OF DJUANDA RESERVOIR OPERATION IN EMPHASIS TO FLOOD CONTROL AND WATER DEMAND</b> <i>Rahmat Sudiana, Doddi Yudianto, Zhang Xiuju</i>	18-27
7	<b>REGIONAL AND CITY PLANNING: 'KAMPUNG' PLANNING ARCHITECTURE STYLE OF DENAI ALAM AS SYMBIOTIC RELATIONSHIP BETWEEN HUMAN AND ENVIRONMENT</b> <i>Mustapha Kamal Zulkarnain</i>	28-39
10	<b>INTEGRATED SUSTAINABLE KAMPONG HYBRID IN CODE RIVERSIDE SETTLEMENT IN YOGYAKARTA, INDONESIA</b> <i>Budi Prayitno</i>	40-49
19	<b>SPATIAL INCLUSION FOR MARGINALIZED PEOPLE IN PUBLIC SPACE</b> <i>Wakhidah Kurniawati</i>	50-55
23	<b>LOCAL WIDOM FIDELITY AS AN EVIDENCE OF TRADITIONAL HOUSE PRESERVATION</b> <i>Handajani Asriningpuri, Fajar Kurniawati, Keiko Sugianto</i>	56-66
24	<b>DESIGNING INFORMATION SYSTEM AS BUSINESS PROCESS REENGINEERING WITH SDLC METHOD</b> <i>Priskila Christine Rahayu, Laurence, Markun Hanjaya</i>	67-76
25	<b>EFFORT OF UPGRADING THE LAWEYAN TO BE NATIONAL CULTURAL CONSERVATION</b> <i>Naniek Widayati Priyomarsono</i>	77-83

<b>ID</b>	<b>TITLE</b>	<b>PAGE</b>
30	<b>A STUDY OF FACTORS DETERMINING TENANT MIX IN SHOPPING MALL BASED ON VISITORS PREFERENCES</b> <i>Hutam Rahutama, Ricky Pittra Halim, Erwin Fahmi</i>	84-90
32	<b>RESEARCH OF SHOPPING CENTER PERFORMANCE BASED ON COMPARISON BY IMPORTANCE AGAINST SATISFACTION LEVEL OF VISITORS AND TENANTS</b> <i>Vincent Iskandar</i>	91-99
33	<b>STUDY ON TRADING ACTIVITIES CHANGE ALONG COMMERCIAL CORRIDOR</b> <b>CASE STUDY: JALAN RAYA BEKASI BARAT</b> <i>David, Eduard Tjahjadi, Wita Simatupang</i>	100-109
34	<b>DETERMINING EFFECTIVE FACE MILLING CUTTING PARAMETER FOR ALUMINUM ALLOY AA-6061 AND AA-7075 BASED ON SURFACE ROUGHNESS</b> <i>M. Sobron Y.Lubis, Musa Law, Rosehan</i>	110-118
35	<b>ABNORMAL KIDNEY DIAGNOSIS THROUGH IRIS USING DEEP CONVOLUTIONAL NEURAL NETWORK</b> <i>Indra, Meirista Wulandari, Yohanes Calvinus</i>	119-126
37	<b>ANALYSIS OF RED LIGHT RUNNING VEHICLES ALONG THE ROADS WITH TRAFFIC LIGHTS AT BAKAU CONDONG ROAD</b> <i>Joewono Prasetyo, Izuan Bin Musa, Leksmono Suryo Putranto, Alvin John Lim Meng Siang, Basil David Daniel, Mohd Erwan Bin Sanik</i>	127-134
39	<b>PLASTIC WASTE UTILIZATION IN LIEU OF FUEL OIL LAND USING SIMPLE PYROLYSIS</b> <i>Jenny Delly, Samhuddin, Muhammad Hasbi</i>	135-142
41	<b>THE FUTURE ROLE OF IoT FOR SMART CITY (SURVEY)</b> <i>Meirista Wulandari, Tjandra Susila</i>	143-152
42	<b>STUDY OF URBAN TOURISM DESTINATION DEVELOPMENT IN JAKARTA(CASE STUDY : PETAK SEMBILAN REGION GLODOK)</b> <i>Yusdianto Haryo Soeroso</i>	153-163
45	<b>BUTTON-PUSHING DEVICE</b> <i>Mega Cynthia Wishnu, Joni Fat, Fahraini Bacharuddin</i>	164-171
46	<b>VEHICLE MONITORING SYSTEM USING ANDROID</b> <i>Glen Putranto, Harlianto Tanudjaja, FX. Sigit Wijono</i>	172-178
47	<b>BUILDING CONSTRUCTION PROJECT DELAY ANALYSIS WITH ISOLATED COLLAPSED BUT-FOR (ICBF) METHOD</b> <i>Satya Dharmadi, Onnyxiforus Gondokusumo</i>	179-188
48	<b>IMALEKTA PRESIDENT ELECTION BY FINGERPRINT SYSTEM</b> <i>Herlina, Dali Santun Naga, Joni Fat, Nicky</i>	189-197
49	<b>ANDROID-BASED NURSE CALL</b> <i>Roby, Pono Budi Mardjoko, Meirista Wulandari, Cynthia Putri Wangsajaya</i>	198-204
50	<b>VERTICAL HYDROPONICS FARMING COMPLEX</b> <i>Shirley Octaviani, Dewi Ratnaningrum, Franky Liauw</i>	205-213
54	<b>GROWTH PATTERN OF URBAN SPRAWL AROUND THE NEW CITY CASE STUDY BSD SOUTH TANGERANG</b> <i>Achmad Rusli Rita Rita, Suryono Herlambang, Nurahma Tresani</i>	214-225



<b>ID</b>	<b>TITLE</b>	<b>PAGE</b>
56	<b>STUDY OF EDUCATIONAL FACILITIES USAGE AT JELAMBAR SUB-DISTRICT, WEST JAKARTA</b> <i>Andreas Mihardja</i>	226-236
57	<b>CHRONOGRAPHICAL SCHEDULING LOGIC METHOD FOR CONSTRUCTION SCHEDULING OF HIGH RISE BUILDING PROJECT IN JAKARTA</b> <i>Lilyana Friescilia, Onnyxiforus Gondokusumo</i>	237-245
58	<b>RPTRA EVALUATION AS SOCIAL FACILITY</b> <i>Erny Haerani</i>	246-250
60	<b>THE SLUM AND PERI-URBANIZATION IN METROPOLITAN BANDUNG RAYA</b> <i>Anita Vitriana</i>	251-257
61	<b>ANALYSIS OF RAW MATERIAL NEEDS IN MAKING EJ PRODUCT WITH MRP METHOD IN PT. BINTANG TOEDJOE</b> <i>Meri Prasetyawati, Renty Anugerah Mahaji Puteri</i>	258-268
63	<b>KALMAN FILTERING ON EARNED SCHEDULE METHOD</b> <i>Edwin Thianudorus, Jovan Prasetya, Basuki Anondho</i>	269-276
64	<b>NATURAL SCIENCE AND ENVIRONMENT EXPLORATORIUM</b> <i>Nathania Damara, Sidhi Wiguna, Dewi Ratnaningrum</i>	277-286
65	<b>THE EFFECT OF INHIBITORS ASCORBIC ACID TO MORFOLOGI SURFACE, CRYSTAL STRUCTURE, AND RATE OF CORROSION IN SEA WATER MEDIA ON STEEL A 242</b> <i>Budiarto</i>	287-294
68	<b>EXPERIMENTAL STUDY OF SMOKE OVER A BACKWARD-FACING STEP GEOMETRY</b> <i>Steven Darmawan</i>	295-302
71	<b>EVALUATING SAFETY AND HEALTH FACTORSINFLUENCING PERFORMANCE OF LOW-COST APARTMENTS IN JAKARTA</b> <i>Tri Susanto, B.P Kusumo Bintoro, Mirsa D Novianti</i>	303-314
72	<b>ANALITICAL STUDY OF MECANUM WHEELS FOR OMNI DIRECTIONAL FOUR WHEELER MOBILE ROBOT</b> <i>Didi Widya Utama, Glandy Primatri, Anthony Benyamin</i>	314-322
75	<b>ANALYSIS OF WOOD CERTIFICATION SYSTEM AND ITS APPLICATION TOWARDS PCPD LOT 10 CONSTRUCTION PROJECT</b> <i>Hartono Wijaya, Arianti Sutandi</i>	323-332
80	<b>CHARACTERISRIC OF ASPHALT CONCRETE MIXTURE USING LOW DENSITY POLYETHYLENE (LDPE) WASTE AS PARTIAL SUBSTITUTION OF FINE AGGREGATE</b> <i>Ni Luh Putu Shinta Eka Setyarini, Widodo Kushartomo, Daud Aulia</i>	333-342
82	<b>EFFECT OF MIXING TEMPERATURE ON ASPHALT CHARACTERISTIC OF CONCRETE USING HIGH DENSITY POLYETHYLENE (HDPE) AS PARTIAL SUBSTITUTION OF FINE AGGREGATE</b> <i>Ni Luh Putu Shinta Eka Setyarini, Widodo Kushartomo, Erland Ferrary Arius Ambon</i>	343-351
89	<b>WATERFRONT CONCEPT SITE PLANNING OF SEMARANG CITY BANJIR KANAL TIMUR RIVERSIDE AREA</b> <i>Yonathan Putera Wicaksana, Sylvie Wirawati</i>	352-361

<b>ID</b>	<b>TITLE</b>	<b>PAGE</b>
90	<b>STUDY OF PROCUREMENT, UTILIZATION, AND MANAGEMENT MOSQUE IN JEMBATAN BESI AREA</b> <i>Nur Mawaddah</i>	362-366
93	<b>STUDY ON ENERGY EFFICIENCY IN GBCI CERTIFIED HIGHRISE BUILDING</b> <i>Ivan Pratama, AriantiSutandi</i>	367-374
94	<b>STRUCTURE SYSTEM OF NUSANTARA ARCHITECTURE, CASE OF EMPYAK ROOF CONSTRUCTION</b> <i>Ch Koesmartadi, Josef Prijotomo</i>	375-385
96	<b>ASPHALT CONCRETE CHARACTERISTICS USING AGGREGATE WASTE PLASTIC LOW DENSITY POLYETHYLENE (LDPE)</b> <i>Widodo Kushartomo, Ni LuhPutuShintaEkaSetyarini, Calvim Jonathan</i>	386-394
99	<b>EARLY STUDIES ON POTENCIES OF SUB-DISTRICT ADMINISTRATION OF JUWANA, DISTRICT PATI, CENTRAL JAVA</b> <i>Naniek Widayati Priyomarsono, Ninawati, Theresia Budi Jayanti, Rudy Surya</i>	395-401
101	<b>SUGGESTIONS OF MASTER PLANNING CONCEPTS FOR WATERFRONT PUBLIC SPACE IN KAMPUNG NELAYAN MUARA</b> <i>Rio Sanjaya, Dewi Ratnaningrum, Denny Husin</i>	402-410
102	<b>SITE PLANNING OF CURUG PARIGI AS A TOURISM ATTRACTION IN BEKASI CITY</b> <i>Nola Akhirina, Parino Rahardjo</i>	411-420
103	<b>CAPTIVE PORTAL TO SUPPORT ONLINE AND OFFLINE STORE PROMOTION</b> <i>Joni Fat</i>	420-426
105	<b>DESIGN OF TUNNEL LIGHTING MODEL FOR VEHICLE DURING NIGHT TIME</b> <i>Jeanny Pragantha, Endah Setyaningsih</i>	427-433
107	<b>CONCEPT REFORMULATION OF ENVIRONMENTALLY FRIENDLY PLASTIC LABEL DESIGN OF READY-TO-DRINK PRODUCTS</b> <i>Tony D. Wijayanto, Agustina Christiani, Helena J. Kristina</i>	434-443

---

## DESIGN OF TUNNEL LIGHTING MODEL FOR VEHICLE DURING NIGHT TIME

Jeanny Pragantha<sup>(1)</sup>, Endah Setyaningsih<sup>(2)</sup>

<sup>1)</sup> Program Studi Teknik Informatika, Universitas Tarumanagara, Jakarta 11440, Indonesia

<sup>2)</sup> Program Studi Teknik Elektro, Universitas Tarumanagara, Jakarta 11440, Indonesia

jeannyp@fti.untar.ac.id & endahs@ft.untar.ac.id

### Abstract

Tunnel lighting should be well designed, to ensure the safety and security of vehicles passing through the tunnel. One way is to provide the level of illuminance and luminance according to the standard for the tunnel lighting during day time and night time. This research is focused on designing model of tunnel lighting system for vehicle at night. The reference data is taken from previous research that has been done in 2015. The Pasar Rebo tunnel data is used to design the tunnel lighting system model. The design of this tunnel lighting system model has a feature that the tunnel illuminance can be changed in accordance with the presence or absence of vehicles passing through the tunnel. Another objective of this design is to provide energy saving by turning off the unnecessary lamps. Based on testing of the tunnel lighting system model that has been realized, the model can provide tunnel lighting simulation in accordance with the planned features. The weakness of the model is that the use of RGB LEDs can not represent the actual lamps installed in the actual tunnel.

**Keywords:** Tunnel lighting, Pasar Rebo tunnel, tunnel lighting model, tunnel illuminance, energy saving.

### 1. INTRODUCTION

The tunnel is part of a highway that is used to facilitate the flow of vehicles traffic. Just like the highway, the tunnel also requires lighting so that road users can pass through it safely and comfortably. Street lighting is only necessary at night, but in long tunnels it takes daylight and nighttime illumination [1]. To determine whether the lighting level in the tunnel has been in accordance with the standards set by the government, then lighting level of several tunnels in Jakarta (Cibubur Tunnel, Pasar Rebo Tunnel and Cijantung Tunnel) are measured. The measurement show that the illuminance, luminance and uniformity level of the three tunnels are not in accordance with the standards determined by SNI (Indonesian National Standard) [2].

The difference is caused by several factors, among others are the mounting of the lamps in the tunnel does not consider the tunnel zones and their luminance level, and the installation of different lamp characteristics so that the uniformity level is under the specified limits[2]. To solve this problem, it is proposed to construct a tunnel lighting model so that it can simulate the mounting of the lamp and its luminance level to achieve standard requirements. From previous research, also obtained that there is no difference between day time lighting and night time lighting in the tunnel. The lamps in the tunnel are fully lit for 24 hours, there is no mechanism to turn off or turn on the lamps. According to lighting standard, there should be a difference between day time and night time lighting in the tunnel. As a tunnel model, Pasar Rebo tunnel is selected as the basis of the design because of its simple form, which is a long straight tunnel. At first the model will be develop for night time lighting only. Then the model will be developed to cover day time lighting as well.



## 2. RESEARCH METHOD

### 2.1 Tunnel Lighting

Tunnel is covered structures road in which natural light is blocked such that the driver can not see anything. The tunnel can be divided into "long tunnel" and "short tunnel" is based on the clarity of vision. Short tunnel is a tunnel that is clearly visible the other end of tunnel from a point right in front of the tunnel entrance, when no vehicles pass. Usually the length of short tunnel is limited to 75 meters. The long tunnel on the contrary, one can not see the other end of the tunnel [1]. The long tunnel need both daylight and night time lighting.

The purpose of the tunnel lighting is to provide sufficient visibility and convenient for drivers so that they can pass through the tunnel safely, both in day time and at night time. To achieve these objectives, there are several things to be considered [2]:

1. Lighting should provide sufficient illuminance level and uniformly for the driver along the tunnel both in dry and wet conditions.
2. The angle of the light relative to the driver's eyesight should provide a high level of vision to the road markings in all weather conditions.
3. The bottom of the tunnel must have adequate lighting levels
4. Lighting should not cause glare
5. The lighting should not flicker

To achieve those objectives, there are several factors to be considered in designing tunnel lighting [5]:

1. Lighting Control: luminance produced by lighting in the tunnel must meet the standards of the percentage of the access zone luminance.
2. Glare can reduce visibility so that glare should be minimized. Glare is called Threshold Increment (TI), and it must be less than 15 percent for all zones except exit zone when the sun shines.
3. Uniformity: the road surface and tunnel walls must have good uniformity illumination so that both can help to detect obstacles in the path of the vehicle in the tunnel. Road surface and the wall of height 2 meter should have a ratio of the overall luminance ( $L_{min} / L_{av}$ ) is greater than 0.4. Average luminance on the wall should not be lower than the average luminance on the adjacent road, without eliminating the curb of the road. Luminance ratios longitudinally along the center line of each lane ( $L_{min}/L_{max}$ ) should be greater than 0.6. The high uniformity is not recommended for long distance, because it can lead to driver's fatigue and loss of contrast.
4. Flicker: luminaire installed on lines that criss-cross along the tunnel can produce a flicker in the eyes of the driver. Flicker is caused by light from the luminaire itself and by the reflection of light on shining luminaire surfaces, such as: the bonnet of a vehicle and the back of another car being followed.

### 2.2 Pasar Rebo Tunnel

Pasar Rebo Tunnel also known as TB Simatupang tunnel is located on Jalan TB Simatupang, Jakarta. This tunnel is a two-way tunnel separated by a dividing wall or called a divided tunnel. Each direction has 3 lanes of road with 14.5m wide, 5m high and 270m long (see fig 1). In each tunnel are 61 High Pressure Sodium (HPS) lamps with CCT 2000 K and 5 LED lamps with CCT 5000K [4].

The measured results during night time of illuminance were between 58 lux to 155 lux with uniformity of 0.32 [4]. This result is higher than the SNI requirement of 20 to 25 lux for illuminance and uniformity of 0.2 [3].

This difference is due to lack of proper lighting installation, the lights are installed alternately by way of luminaires mounted on the upper wall of the tunnel which flashed

downward and a wall-mounted luminaires on which shone a bit to the middle of the road surface. Overall the system of installation of lamps in TB Simatupang tunnel called wall mounting system asymmetrical lighting (see fig.2)

The existence of 2 kinds of lamps mounted on this tunnel cause uniformity of light in the tunnel to be less good. HPS lamps produce yellowish light as LED lamps produce white light (see fig 3).

Previous study shows that Pasar Rebo tunnel does not meet the lighting standard issued by SNI [4]. To assist the tunnel manager, in this case Dinas Penerangan Jalan Umum (Public Street Illumination Service) and PT Jasa Marga Tbk, in order for the lighting in this tunnel to be in accordance with the standard requirements, the tunnel lighting model is designed. The model is designed in addition to improving the lighting system, so it will equipped with an automation system to turn on/off the lamps in order to support government policy in energy saving.



Fig.1 Pasar Rebo tunnel at night [4]



Fig.2 Wall mounting asymmetrical lighting [4]



Fig. 3 HPS and LED lamps [4]

### 2.3. Proposed Designed

Tunnel lighting automation system model is designed using light emitting diode (LED) lamps instead of actual tunnel lamps. The tunnel model will be designed for night lighting. Night illumination corresponds to road lighting conditions around the tunnel. Night lighting system there are two features that is when there is and no motor vehicle passing through the tunnel. When there is a vehicle, the intensity of light is higher than when there is no vehicle. This is intended to save the use of electrical energy when the tunnel is not used.

Before designing the hardware, the design of tunnel lighting using the Dialux software (available for download from the internet), in accordance with the provisions of the 20-25 lux SNI lighting level at night and for daylighting using International standards are ANSI/IES Rp-22-11, 2011 and NPRA, 2004. The design of lighting will consider the

height and width of the tunnel, as well as the distance between lamp / luminaire and power (watt) in order to produce the lighting level in accordance with SNI and ANSI standards/IES Rp-22-11, 2011. The design with dialux software will give a picture of the tunnel lighting that is in accordance with the actual condition of the tunnel. Furthermore, based on this result will be obtained luminous flux of the type of light used which is useful for the design of hardware tunnel system model, so that in making the model of the tunnel system can approach the actual results. The block diagram of the system model to be designed can be seen in Fig. 5. The design module of the realized system model is the microcontroller module, the light sensor module, the module of the car detecting sensor and the power supply module. The design specification is to use a 5 VDC power supply for the entire system module, using a 12 VDC power supply for LED lights, using LDR sensors, and photodiode. The tunnel model designed for this tunnel system has dimension of 120 cm long, 14.5 cm width and 120cm height. It has 1 (one) vehicle track with 3 lanes, north-south oriented tunnel, ceiling mounting lamp configuration with 2 line lines, and road surface reflection coefficient is 0.3 (light gray).

The design of the tunnel lighting system model includes lighting design for the night time. The desired conditions at night are luminance (L) or illuminance (E) along the tunnel is the same. The amount of L or E in the tunnel is not much different from L or E outside the tunnel. In order to save energy, then when there is no car, then the tunnel lighting will be dimmed.

The block diagram of the tunnel lighting system model can be seen in Fig. 4. The block is realized with the LDR sensor, photodiode sensor, Arduino uno and RGB LED. Arduino uno is a circuit board that contains microcontroller (minimum system). This microcontroller board has a small size, almost the size of a credit card, equipped with a number of pins that can be used to communicate with other equipment.

The design of roof, base bottom and tunnel wall can be seen in Fig. 5.a. In order for this model is not affected by the light from the surrounding so it can simulate the night time, the model is placed under a 150 cm long enclosure box (see fig. 5.b).

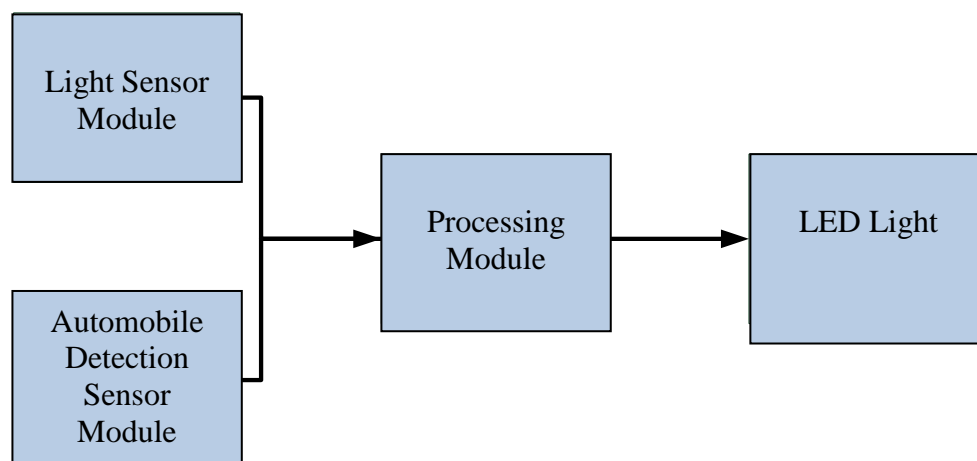
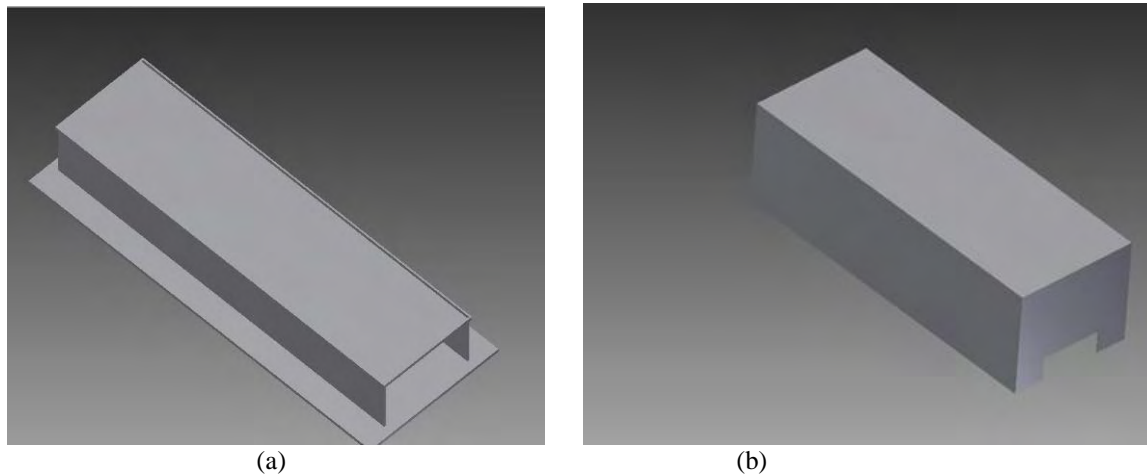



Fig. 4 Block diagram of tunnel lighting system model for Pasar Rebo tunnel





(a) (b)  
Fig. 5 Design of tunnel lighting system model and its enclosure

The lamps used to realize this tunnel lighting model are the Red, Green and Blue Light Emitting Diode (RGB LED) series, to replace the LED lamps and HPS lamps attached to the Pasar Rebo tunnel. In this design use RGB LED type WS2812 which is a simple RGB LED with integrated control circuit hidden or embedded in one package. Figure 6.a is a RGB LED string consisting of 35 RGB LEDs mounted on each of the tunnel model walls, so the total RGB LEDs used are 70 pieces (see Figure 6.b.).



(a) (b)  
Fig. 6 LED lamps attached to tunnel lighting model

### 3. RESULTS AND DISCUSSION

This tunnel lighting system model is tested with several conditions aimed at optimizing the use of electrical energy. The first condition is the automation of nighttime lighting when there is a passing vehicle or not. The design result of this model is made to meet all conditions and if this model can be implemented in Pasar Rebo and other tunnels, it is expected that there will be energy savings.

The tunnels at night time have the same lighting condition in all tunnel zone and have smaller illuminances than during the day. At night time, the tunnel lighting simply follows the lighting conditions outside the tunnel, which correspond to the street lighting before entering or exiting the tunnel. The model of the night tunnel lighting system is divided into two features, first there is no car passes through the tunnel (see Figure 7) and secondly, when a car passes through the tunnel (as in Figure 8).

The first feature is tested and showed that the sensor can detect the absence of a car so it will dim the lights automatically. After that, the model is tested with the second feature by putting the car in front of the tunnel model. The sensor can detect the car and gradually turn on all the lights so that the tunnel illuminance reaches maximum. The reduction of illuminance in this model of tunnel lighting system is done by reducing the intensity of light (ie by dimming) of all RGB LEDs in the tunnel.



Fig. 7 Realization of the tunnel lighting model when no car pass through



Fig.8 Realization of the tunnel lighting model when a car pass through

#### 4. CONCLUSIONS

Based on the testing and analysis that had been done, it could be drawn some conclusions, namely:

1. Tunnel lighting system model could be realized in accordance with its specifications.
2. Tunnel lighting system model could meet night time lighting in the tunnel.
3. Tunnel lighting system model had feature for the saving of electrical energy by dimming the light when there was no car passing by.
4. The weakness in this system was the use of RGB LEDs that were used instead of the actual lamp type (LED lamp) that could not follow the specifications of the LED lamp.
5. The model could be expanded to cover the day time tunnel lighting by adding external lamp to simulate sun ray during day time.

## **ACKNOWLEDGEMENTS**

This study was conducted with funding from DIKTI, through a grant program which was completed in 2016.

## **REFERENCES**

- [1] Commission International de L'Éclairage, "CIE Technical Report: Guide for Lighting Road Tunnel and Underpasses CIE 99-2004" 2nd Edition, Tunnel lighting is an integral part of street lighting: CIE Central Bureau, 2004.
- [2] E. Setyaningsih, and J. Pragantha, "Visual Performance of Tunnel Lighting Along Jakarta Outer Ring Road," International Conference on Engineering of Tarumanagara (ICET 2015), Faculty of Engineering, Tarumanagara University, 22-23 October 2015. (references)
- [3] SNI no 7391, "Penerangan Jalan Umum". Badan Standarisasi Nasional, 2008.
- [4] E. Setyaningsih, and J. Pragantha, "Analisis Pencahayaan Malam Hari Terowongan Pasar Rebo Jakarta Timur," in Jurnal Teknik Elektro TESLA, vol. 19, No. 1, Maret 2017, p. 23-31.
- [5] Eindhoven, "Lighting Manual," 5th Edition, Netherland: Philips Lighting B.V., 1993.
- [6] Thorn, "Tunnel Lighting", Hertfordshire: Thorn Lighting Main Office, 2004.
- [7] The Illuminating Engineering Society of North America (IESNA), "ANSI/IESNA RP 22-05: American National Standard Practice for Tunnel Lighting", New York: IESNA, 2005.