

ISSN 1757-8981

IOP Conference Series
Materials Science and Engineering

2nd International Conference
on Robotics and Mechantronics

517

VOLUME 517 - 2019

8-11 November 2018
Singapore

EDITOR
Meng Joe Er

The open access journal for conference proceedings

iopscience.org/jpcs

IOP Publishing

Table of contents

Volume 650

2019

[Previous issue](#) [Next issue](#)

First International Conference of Construction, Infrastructure, and Materials 16–17 July 2019, Jakarta, Indonesia

[Open all abstracts](#)

Preface

OPEN ACCESS 011001
 Preface

[Open abstract](#) [View article](#) [PDF](#)

OPEN ACCESS 011002
 Peer review statement

[Open abstract](#) [View article](#) [PDF](#)

Papers

Construction Management & Infrastructure Development

OPEN ACCESS 012001
 Indonesian contractor technological learning mechanism and its considerations

B Kusuma, B W. Soemardi, K S Pribadi and S Yuliar

[Open abstract](#) [View article](#) [PDF](#)

OPEN ACCESS 012002
 Strategic factor analysis of innovation adoption in Thai architects: A case study of Building Information Modeling

Grit Ngowitanasawan

[Open abstract](#) [View article](#) [PDF](#)

OPEN ACCESS 012003
 A conceptual framework of cost of safety model in infrastructure project based on work breakdown structure (wbs) to improve safety policy in Indonesia

R Fitriani and Y Latief

[Open abstract](#) [View article](#) [PDF](#)

OPEN ACCESS 012004
 Purchasing Strategy of Small-sized Contractors for Building Projects in The Greater Bandung Areas

R Irtanto, F S C S Malsarah and M Abdul

[Open abstract](#) [View article](#) [PDF](#)

OPEN ACCESS 012005
 Financial and institutional scheme of aerropolis conceptual design

M A Berawi, Z N Affandi, P Miraj and Gunawan

[Open abstract](#) [View article](#) [PDF](#)

OPEN ACCESS 012006
 Top Ten Similarity Ranking for Project Delay Factors in Construction Industry

Ade Asmi, Aurino Djamarik and Mohammad Ihsan

[Open abstract](#) [View article](#) [PDF](#)

OPEN ACCESS 012007
 Proposed SDI equations to improve the effectiveness in evaluating crack damage on the road pavement

R H Setiadi

JOURNAL LINKS

[Journal home](#)[Journal scope](#)[Information for organizers](#)[Information for authors](#)[Contact us](#)[Reprint services from Curran Associates](#)


Optimize manufacturing and enhance battery performance via multi-technique materials analysis

Live at 3.30 p.m. BST/
 10.30 a.m. EDT on
 4 April 2023

sponsors

Waters | CTA

OXFORD
 INSTRUMENTS

CLICK TO
 REGISTER

Developers' perception of cost drivers influencing project cost performance on Surabaya high-rise residential, Indonesia

D Chiroca and C Utomo

[Open abstract](#) [View article](#) [PDF](#)

OPEN ACCESS

012010

Implementing Three-Variance Approach for Project Time and Cost Control in a Building Construction Project (Case Study: A Project in West Java)

L Priestolia and D Gondokusumo

[Open abstract](#) [View article](#) [PDF](#)

OPEN ACCESS

012011

Risk analysis of traffic congestion due to problem in heavy vehicles: a concept

P A Kesuma, M A Rohman and C A Prastyanto

[Open abstract](#) [View article](#) [PDF](#)

OPEN ACCESS

012012

Proposed maintenance system of Gelora Sriwijaya Jakabaring Stadium (case study: lighting utilities)

Muhammad Syozar Yazuar, Senot Sangadi and Stefanus Adi Kristawan

[Open abstract](#) [View article](#) [PDF](#)

OPEN ACCESS

012013

Developing affordable housing for low-income households in developing countries using participative payment

M A Barawi, R Aulidtya, P Miraj and Gunawan

[Open abstract](#) [View article](#) [PDF](#)

OPEN ACCESS

012014

Finance-based scheduling using integer programming method for building construction project in Jakarta

Erina and D Gondokusumo

[Open abstract](#) [View article](#) [PDF](#)

OPEN ACCESS

012015

Developing port-city conceptual design to improve regional industry competitiveness

M A Barawi, T E Mujiyono, P Miraj and Gunawan

[Open abstract](#) [View article](#) [PDF](#)

OPEN ACCESS

012016

Near zero energy house design parameter implementation in cluster housing – a case study

Y Latief, M A Barawi, L S R Supriadi, A B Koosalawardhi and A Hertzanita

[Open abstract](#) [View article](#) [PDF](#)

OPEN ACCESS

012017

Lean and sustainable construction: link between the sustainability report disclosure and the impact on profitable opportunities for investors

N C Kresnanto and W H Putri

[Open abstract](#) [View article](#) [PDF](#)

OPEN ACCESS

012018

Factors Affecting Design and Management of Residential Community for Enhancing Well-being of Thai Early Stage Elderly

P Ruengtam

[Open abstract](#) [View article](#) [PDF](#)

OPEN ACCESS

012019

The effect of heavy equipment management on the performance of the construction project and the construction company

A S Nugraha and L S Putranto

[Open abstract](#) [View article](#) [PDF](#)

OPEN ACCESS

012020

Improving measureable external factors influence on construction project duration estimation

B Anondho, Y Latief and K Mochtar

[Open abstract](#) [View article](#) [PDF](#)

OPEN ACCESS

012021

Progressive Infrastructure Projects in Indonesia: Views on Potential Growing Geoforensic and Dispute Cases

Chaidir Anwar Makarim

[Open abstract](#) [View article](#) [PDF](#)

SJR

Scimago Journal & Country Rank

Enter Journal Title, ISSN or Publisher Name

[Home](#)[Journal Rankings](#)[Country Rankings](#)[Viz Tools](#)[Help](#)[About Us](#)

IOP Conference Series: Materials Science and Engineering

Discontinued in Scopus as of 2021

COUNTRY

[United Kingdom](#)



Universities and research institutions in United Kingdom



Media Ranking in United Kingdom

SUBJECT AREA AND CATEGORY

[Engineering](#)
[Engineering](#)
(miscellaneous)

[Materials Science](#)
[Materials Science](#)
(miscellaneous)

PUBLISHER

[IOP Publishing Ltd.](#)

H-INDEX

54

PUBLICATION TYPE

ISSN

17578981, 1757899X

COVERAGE

2009-2021



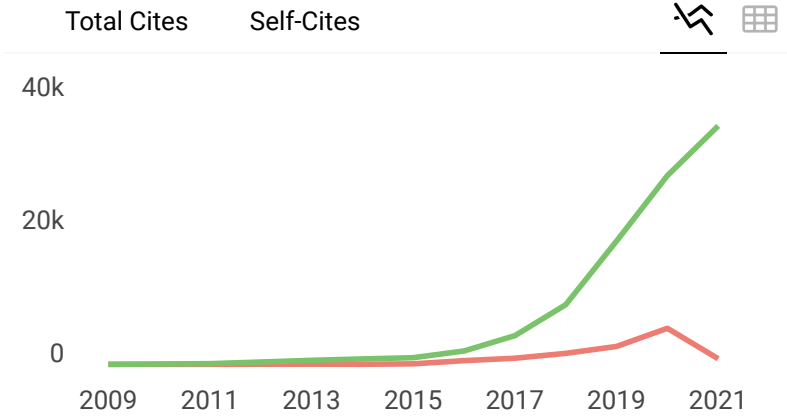
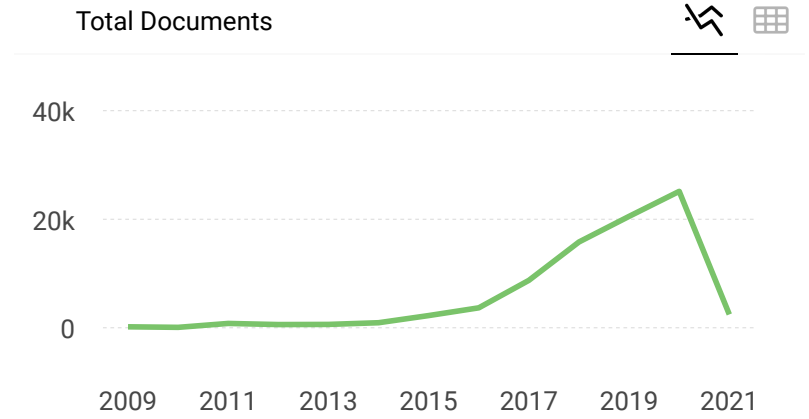
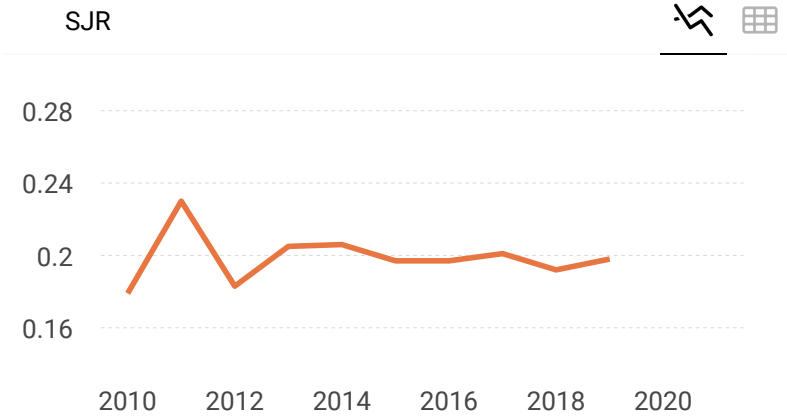
INFORMATION

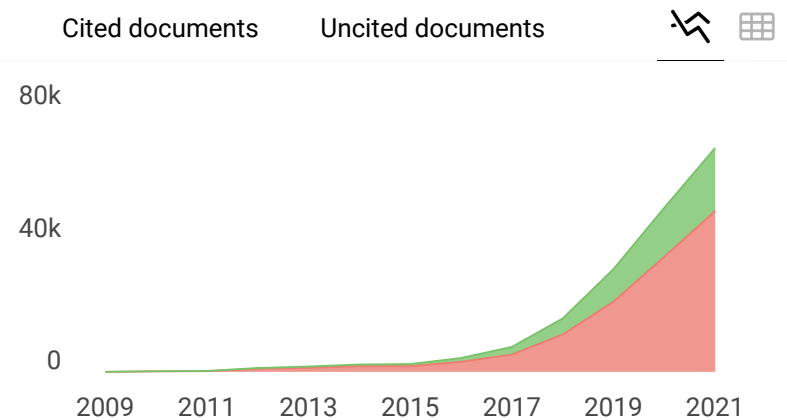
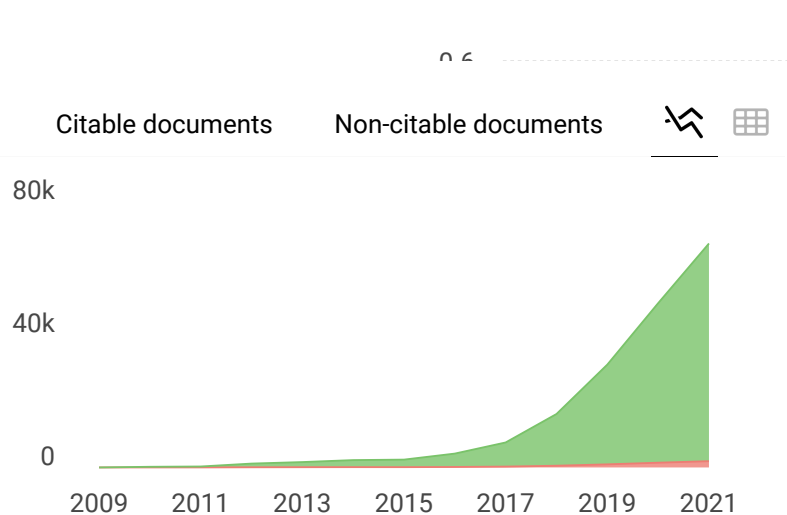
[Homepage](#)

SCOPE

The open access IOP Conference Series provides a fast, versatile and cost-effective proceedings publication service for your conference. Key publishing subject areas include: physics, materials science, environmental science, bioscience, engineering, computational science and mathematics.

 Join the conversation about this journal





IOP Conference Series: Materials Science and...

Not yet assigned quartile

SJR 2022
0

powered by scimagojr.com

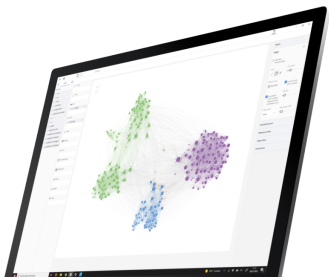
← Show this widget in your own website

Just copy the code below and paste within your html code:

```
<a href="https://www.scimagojr.com/journalsearch.php?q=19700200831&tip=sid" style="border: 1px solid black; padding: 2px;">https://www.scimagojr.com/journalsearch.php?q=19700200831&tip=sid
```



Explore, visually communicate and make sense of data with our



PAPER • OPEN ACCESS

Improving measureable external factors influence on construction project duration estimation

To cite this article: B Anondho *et al* 2019 *IOP Conf. Ser.: Mater. Sci. Eng.* **650** 012020

View the [article online](#) for updates and enhancements.

You may also like

- [A low-profile three-dimensional neural probe array using a silicon lead transfer structure](#)
Ming-Yuan Cheng, Minkyu Je, Kwan Ling Tan *et al.*
- [Etch Mechanism Study in Gate Patterning for 14 nm Node and beyond FinFET Devices](#)
Lingquan Meng and Jiang Yan
- [Examining water risk perception and evaluation in the corporate and financial sector: a mixed methods study in Ontario, Canada](#)
Guneet Sandhu, Olaf Weber, Michael O Wood *et al.*



245th ECS Meeting • May 26-30, 2024 • San Francisco, CA

[Learn more & submit!](#)

Present your work at the leading electrochemistry & solid-state science conference.

Network with academic, government, and industry influencers!

Submit abstracts by December 1, 2023



Improving measurable external factors influence on construction project duration estimation

Anondho B¹, Latief Y² and Mochtar K³

¹Lecturer at Civil Engineering Universitas Tarumanagara, Jakarta, Indonesia

²Profesor at Civil Engineering Department Universitas Indonesia, Depok, Indonesia

³Profesor at Civil Engineering Department Institut Teknologi Indonesia, Serpong, Indonesia

Abstract. The purpose of this study was to determine whether the use of building function variables as dummy variables affected the duration of construction projects, together with identified measurable external factors. Multivariate regression is a technique that estimates a single regression model with more than one outcome variable. When there is more than one predictor variable in a multivariate regression model, the model is a multivariate multiple regression. Goodness of Fit (R^2) of the equation regression analysis used as sensibility benchmarks. Variables are transformed to index number for unit synchronize. If the result is unsatisfied for predicting a project duration, an implementation of dummy variables could be tried if there any improvement of R^2 . The trial on this research, 43 data show that in first stage, five influence factors: Education Index, Technology Absorption Index, Labor Experience Index, New Technology Availability Index, and Innovation Index generate regression equation without full fill the mathematical requirement. At the second stage, by adding dummy variables based on type of building, apartment, office, hotel and other then the three type together with the five external factors, afford a good R^2 .

Keywords: measurable measurable external factors, duration of estimation, factor analysis, multivariate regression analysis, dummy variable.

INTRODUCTION

Some researchers have been tried to identified project successful factors up to now. Lists of variables have been identified shown in some literatures but no general agreement can be made (Chan et al, 2004). Experiences and previous research in the construction industry has shown that variation in production rate values for the same construction item is attributed to the effects of project conditions which are commonly called influence factors. Ng et al. (2001) found that no substantial changes were observed in Bromilow's observations in 1969, but there was a significant increase in the K coefficient value. The relationship is in different geographical regions such as in Australia (Ireland, 1985; Ng et al., 2001), Hong Kong (Chan et al., 1999); United Kingdom (Kaka et al., 1991), Malaysia (Chan, 2001), Nigeria (Ogunsemi et al., 2006), and the United States (Hoffman et al., 2007). Chan et al. (1999) also identified a significant relationship between the duration of construction projects and macro project factors such as floor area, and number of floors. In the study of Ng et al. (2001) conducted a categorization test on several qualitative attributes through variance analysis. The results show that the types of projects substantially have different influences, therefore, this study concludes that there are different groups of



variants in the sample. In Australia, Love et al. (2005) The results of his research suggest construction duration determinants also include linear combinations of dirty floor area and number of floors. Since the success of a construction project could be seen based on the timeliness that has been scheduled, the accuracy of quality standards, and the accuracy of the budgeted costs, a framework concept was developed to identified influence variables on construction project success by Chan et al (2004). Then, Lee et al (2009) used some measureable external factors in his research to predict project duration in a relatively new environment. A similar previous studies showed that some measureable external factors influenced the duration of construction building project in Jakarta. Important factors in project success is measureable external factors, in addition of internal factors, where the measureable external factors are also affect the duration of the construction project and could cause project delays. Many researchers usually used factors analysis method to obtain dominant variables of sets of variables. It is about finding relationships between whole sets of variables, and finding the strength of those relationships. After this step, a dependent variable could be correlated with some independent variables to describe the relationship among them, known as influence independent variables to dependent variable. Regression analysis method is a statistical measurement used that attempts to determine the strength of the relationship between one dependent variable (usually denoted by Y) and a series of other changing variables (known as independent variables). Both methods refered a difference purpose between the method to identification of influencing factors and the method to calculated the magnitude of those influence factors. This caused an inconsistency results of factor analysis method, that the aim is to reduces the number of variables, and regression method which requires level of relationship strength. Since measureable external influence factors fluently composed of three main latent variables, which are: Economics, Resources and Technologies, it is difficult to established strong relationships between one of the three construction project success variables with those reduced measureable external factors (Sousa et al.2014). This paper describes a used indicator variables or dummy variables (Santoso: 2001) model to improved that relationships stated by increasing regression coefficient or goodness of fit (R^2)

METHODOLOGY

In explanatory variables, sometimes there are qualitative data that affect regression calculations (such as education, gender, etc.). Sousa et al. (2014) state that the duration of construction projects not only influences quantitative but also qualitative variables. Variable indicators, commonly referred to as dummy variables, are analyzes that can change qualitative variables into quantitative ones. This variable includes the binary variable. Qualitative factors can be included in regression analysis using variable indicators. The qualitative variables analyzed assume a value of 1 or 0 (Santoso: 2001). Using the binary coding pattern (1.0), this dummy variable is a dichotomous variable. The simple variable indicator regression formula with one independent quantitative variable and one dummy variable is (Kuncoro: 2001) n explanatory variables, sometimes there are qualitative data that affect regression calculations (such as education, gender, etc.). Sousa et al. (2014) state that the duration of construction projects not only influences quantitative but also qualitative variables. Variable indicators, commonly referred to as dummy variables, are analyzes that can change qualitative variables into quantitative ones. This variable includes the binary variable. Qualitative factors can be included in regression analysis using variable indicators. The qualitative variables analyzed assume a value of 1 or 0 (Santoso: 2001). Using the binary coding pattern (1.0), this dummy variable is a dichotomous variable. The simple variable indicator regression formula with one independent quantitative variable and one dummy variable is (Kuncoro: 2001)

$$y = \beta_0 + \delta_0 d + \beta_1 x + u$$

If dummy variable $d = 1$ or $d = 0$, then the formula becomes:

$$\begin{aligned} \text{If } d = 0, \text{ then } y &= y = \beta_0 + \beta_1 x + \\ \text{If } d = 1, \text{ then } y &= y = (\beta_0 + \delta_0) + \beta_1 x + u \end{aligned}$$

Dummy variables are often used in regression and discriminant analysis. Where the coefficient has a direct interpretation. While the use of dummy variables in other multivariate techniques is more limited, especially in analyzes that rely on correlation patterns such as factor analysis because the correlation of binary variables is not well presented by the Pearson correlation coefficient (Hair et al.: 1998).

The steps of the study should be:

1. Identification measureable external influence factors by factor analysis

A number of variables influencing the success of project implementation were identified following a thorough review from several journals (Chan et al 2004). This qualitative selection include measureable external environment to be selected. Analyze dominant measureable variables and collect data measure variables for further regression analysis.

2. Determined the correlation equation of duration and those measureable external factors

Multivariate regression is a technique that estimates a single regression model with more than one outcome variable. When there is more than one predictor variable in a multivariate regression model, the model is a multivariate multiple regression.

3. Calculate regression relationship strength

The strength of relationships stated by goodness of fit (R^2) of the regression equation

$$y = \beta_0 + \beta_1x + u$$

R^2 -squared is a goodness-of-fit measure for linear regression models. This statistic indicates the percentage of the variance in the dependent variable that the independent variables explain collectively. R^2 -squared measures the strength of the relationship between independent variables model and the dependent variable on a convenient 0 – 100% scale.

$R^2 \leq$ dari 0,5 weak correlation

$R^2 >$ dari 0,7 good correlation

4. If $R^2 \leq 0,5$ choose dummy variables

If $R^2 \leq 0.5$, a regression analysis should be added a dummy variable/s, then the equation become:

$$y = \beta_0 + \delta_0d + \beta_1x + u$$

A Dummy variable or Indicator Variable is an artificial variable created to represent an attribute with two or more distinct categories/levels. Dummy variables are created in this situation to 'trick' the regression algorithm into correctly analyzing attribute variables. It usually a latent variable/s

RESULT AND DISCUSSION

First Stage: Relationships without dummy

A study of the factors of measureable external influence on duration, identified several influence variables extracted from several journals. Kog and Loh (2012) identified Critical Success Factors that had an effect on each project actor, namely for architecture, civil work and the M & E division. Dai et al. (2009) was also conducted with a qualitative approach in his research. Identification of latent factors that influence labor productivity is carried out by a factor analysis approach. The Result of the previous study on influence factors on project duration conducted by qualitative method thorough questioner. Distribution of questionnaires and ongoing technical data collection projects carried out in the Jakarta and surrounding areas. Gathering 43 data showed that measureable external factors consist of: Inflation, Material Price Index, GDP, Exchange Rate, Interest Rate, Availability of Labor, Work Experience,

Education Level, Health Level, New Technology Availability, Technology Absorption Rate, Innovation, Inflation. After factor analysis, a set of 5 dominant factors was identified which are: education (X1), technology absorption index (X2), workforce experience (X3), availability of technology (X4), Innovation index (X5) as independent factors and Duration (Y) as dependent variable. The data comes from: BPS (work experience), WEF (education, technology absorption, availability of new technology), and the Global Innovation Index (innovation). Factor analysis and multiple linear regression analysis were conducted to test the relationship of measureable external factors to the duration of estimation of construction projects. In this study, the Goodness of Fit (R^2) of the equation regression analysis used as sensibility benchmarks. Variables are transformed to index number for unit synchronize.

The output of regression analysis in this first stage as seen in table 1

Table 1 *Model Summary*

<i>Model</i>	<i>R</i>	<i>R Square</i>	<i>Adjusted R Square</i>	<i>Std. Error of the Estimate</i>
1	,648 ^a	,420	,341	88,70622462

a. *Predictors:* (Constant), X5, X2, X3, X4, X1

b. *Dependent Variable:* Y

The number of R^2 is 0.420. This means that only 42% of the duration can be explained by variables X1, X2, X3, X4, X5. While the remaining 58% is explained by other causes. This result is unsatisfied for predicting a project duration.

Second Stage: Analysis of Relationships with Dummy Variables

Analysis of relationships with dummy variables can be done if the indicator variable group has met the requirements of multivariate regression analysis. In this study, an analysis was performed using the dummy variable in the second stage. This dummy variables, 4 new independent variables are taken from the types of buildings, namely apartments (X6), offices (X7), hotels (X8), and other buildings (X9). Grouping for dummy variables can be seen in table 2. Because the number of dummy variables used for analysis is (k-1), then other building types are used as base groups (D1, D2, and D3 are set as zero) and are not included in multivariate regression analysis. The coding pattern that will be used in multivariate regression analysis can be seen in table 3.

Table 2 Variable Dummy Grouping Tables

Building Type	Variabel Dummy
Apartment	D1 = 1, selain D1 = 0
Offices	D2 = 1, selain D2 = 0
Hotel	D3 = 1, selain D3 = 0
Other Buildings	D4 = 1, selain D4 = 0

Table 3 Variable Dummy coding patterns

Coefficient / Dummy Variable	D1	D2	D3
Apartment	1	0	0
offices	0	1	0
Hotel	0	0	1
Other Buildings	0	0	0

After the dummy variable was included in the regression analysis along with the Education Index, Technology Absorption Index, Labor Experience Index, New Technology Availability Index, and Innovation Index as independent variables. The results of multivariate regression analysis using dummy variables in the second stage will be described as follows.

Table 4 Model Summary

Model	R	R Square	Adjusted R Square	Std. Error of the Estimate
1	.886 ^a	.785	.727	57.15459942

a. Predictors: (Constant). X9. X8. X7. X2. X6. X5. X3. X4. X1

b. Dependent Variable: Y

The ENTERED VARIABLES by tools shows that there are no variables removed, or in other words the nine independent variables are included in the regression calculation. The R square number is 0.785. this means 78.5% of the duration can be explained by the free variables entered. While the rest (100% - 78.5% = 21.5%) is explained by other reasons. Statistically a R^2 0.785 is a good relationship. The analysis is also shown that the standard error of Estimate is 57,145 (the unit used is the dependent variable, or in this case the duration). Note in the previous descriptive analysis, that the standard deviation of duration is 109,296, which is greater than the Standard Error of Estimate which is only 57,145. Because it is smaller than the standard deviation duration, the regression model is better at acting as a predictor of duration, rather than the average duration itself.

CONCLUSION

The analysis showed that by adding variable/s indicator or dummy variable improved the relationships equation determination by goodness of fit of its relationships. In this study the used of dummy variables increase the determination up to 86.9%. Although R^2 is used as benchmark, another regression model requirement should be noticed also to support the result. In this study, Education Index, Technology Absorption Index, Labor Experience Index, New Technology Availability Index, and Innovation Index together with building type, which are apartment, office, hotel and other then the three type, could be used as influence factors in predicting construction project duration.

However, an obstacles occur in implementation of dummy variables in setting type of the dummy variables which is usually a latent variables and should be so. Another work added in analyze with regression which are the standard mathematical requirement, but by using computer program such like SPSS® and so on.

REFERENCES

- [1] Akanni, P O, A E Oke and O A Akpomiemie 2015 *Impact of Environmental Factors on Building Project Performances in Delta State, Nigeria* (HBRC Journal) **11**, 91-97

- [2] Chan, Albert P C 1995 *Modelling Building Durations in Hong Kong* (Construction Management and Economics) **17**, 189-196
- [3] Chan, Albert P C 2001 *Time-cost Relationship of Public Sector Projects in Malaysia* (International Journal of Project Management) **19**, 223-229
- [4] Chan, Albert P C, David Scott and Ada P L 2004 *Factors Affecting the Success of a Construction Project* (Journal of Construction Engineering and Management) **130**, 153-155
- [5] Chan, D W M and M M Kumaraswamy 2002 *Compressing Construction Duration : Lesson Learned from Hong Kong Building Projects* (Journal of Construction Engineering and Management) **20**, 23-25
- [6] Dai J, Goodrum, Paul M, Maloney, William F and Srinivisan C 2009 *Latent Structures of the factors affecting Construction Labor Productivity* (Journal of Construction Engineering and Management) **135**, 397-406
- [7] Hair, Joseph F, et al 1998 *Multivariate Data Analysis* (New Jersey: Prentice-Hall inc)
- [8] Kaka A and Price A D F 1991 *Relationship Between Value and Duration of Construction Projects* (Journal of Construction Management and Economics) **9**, 383-400
- [9] Kog Y C and Loh P K 2012 *Critical Success Factors for Different Components of Construction Projects* (Journal of Construction Engineering and Management) **138**, 520-528
- [10] Kuncoro M 2001 *Metode Penelitian Kuantitatif* (Yogyakarta: UPP AMP YKPM)
- [11] Lee H, Shin J, Park M and Ryu H 2009 *Probabilistic Duration Estimation Model for High-rise Structural Work* (Journal of Construction Engineering and Management) **135**, 1289-1298
- [12] Ng S T, Mak, Micahel M Y, Skitmore M, Lam K C and Varnam M 2001 *The Predictive Ability of Bromilow's Time-cost Model* (Journal of Construction Management and Economics) **19**, 165-173
- [13] Santoso S 2001 *SPSS Versi 10: Mengolah Data Statistik secara Profesional* (Jakarta: PT Elex Media Komputindo)
- [14] Sousa V, Nuno M A and Luis A D 2014 *Role of Statistics and Engineering Judgment in Developing Optimized Time-cost Relationship Models* (Journal of Construction Engineering and Management) **140**, 04014034